

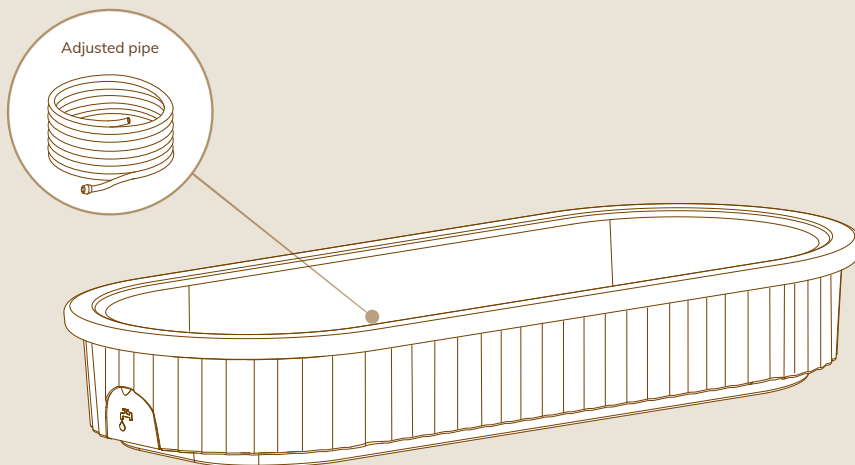


# Modular

SYSTEM

## PRO ICE BIN

### INSTRUCTIONS FOR WATER DRAINAGE



#### MAINTENANCE



Remove dust regularly using a microfiber cloth.  
Plastic products will last longer if you clean them using just lukewarm water and mild soap.



Avoid the use of sponges



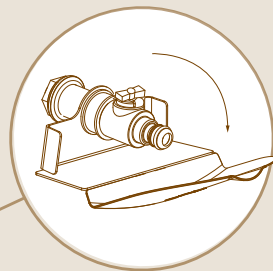
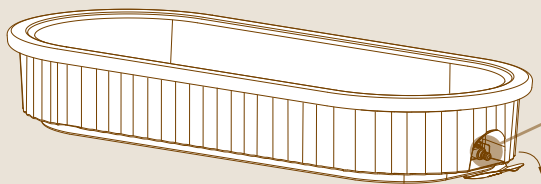
Strictly avoid using ethyl alcohol or detergents containing acetone, trichlorethylene, ammonia, hydrocarbon substances and any other solvents, even in small quantities.




Never scrape with razor blades or other sharp instruments.

# WATER DRAINAGE

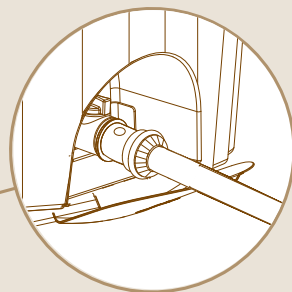
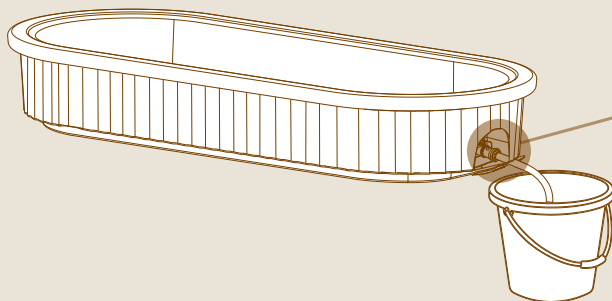
- 1 At the end of use Open the Tap door in front of the ice bin



- 2 Connect the adapter with the hose to the tap till you hear the Click.



- 3 After connecting the pipe, open the tap clockwise. It's recommended to use either a container or a drainage channel to drain water.



**GREAT JOB, YOU'RE GOOD TO GO!**