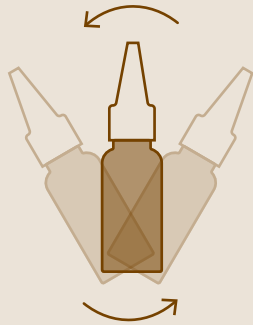



TREATING MOGOGO'S BAMBOO PRODUCTS WITH TOUCH UP KIT

S-SER-OB-01-01

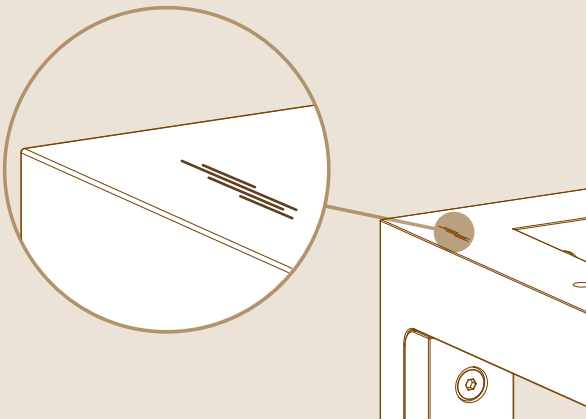
- 1 Before using, shake the bottle thoroughly.




- 4 Let the oil dry for approximately 15 seconds.




- 2 Ensure the scratched area is clean of dust and prepared for refinishing.



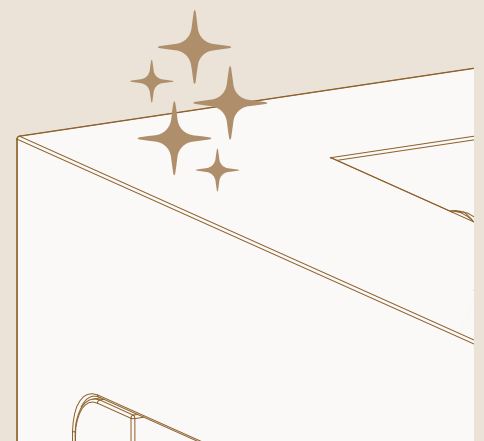
- 5 Ensure thorough drying of the surface using a dry cloth, meticulously eliminating any remaining moisture.



- 3 Apply the oil evenly over the scratched surface using any tool that guarantees uniform application for full coverage.



- 6 The oil has effectively restored the scratched area.



E-mail: info@mogogo-buffet.com
Attn: Service department.

* The touch up kit can be ordered from the salesperson through whom the product was purchased.