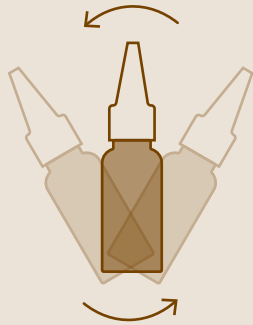



TREATING MOGOGO'S BAMBOO PRODUCTS WITH REPAIRING KIT

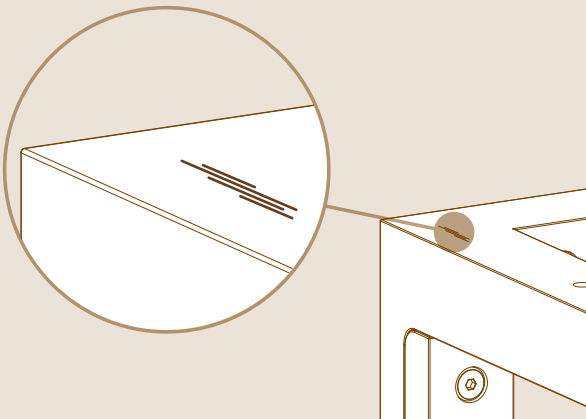
1 Before using, shake the bottle thoroughly.




4 Let the oil dry for approximately 15 seconds.




2 Ensure the scratched area is clean of dust and prepared for refinishing.



5 Ensure thorough drying of the surface using a dry cloth, meticulously eliminating any remaining moisture.



3 Apply the oil evenly over the scratched surface using any tool that guarantees uniform application for full coverage.



6 The oil has effectively restored the scratched area.

