

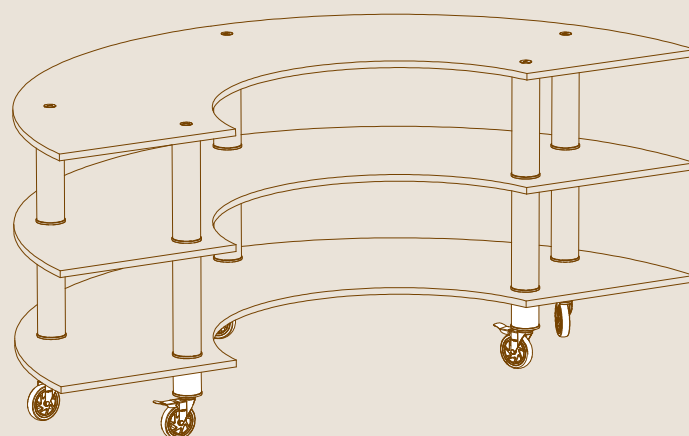

mogogo

Modular

SYSTEM

## CASTERS


ASSEMBLY INSTRUCTIONS




FITS LARGE, MEDIUM AND SMALL UNITS  
CLASSIC, STANDARD AND CREATIVE RANGES

# PARTS

## CLASSIC AND STANDARD RANGE




CASTERS




CASTERS WITH BRAKES

## CREATIVE RANGE



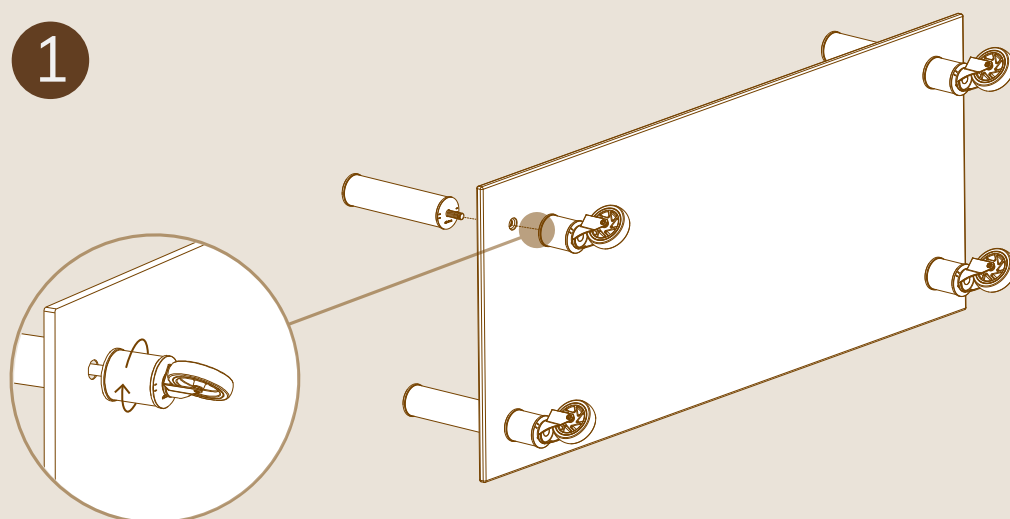
CASTERS



CASTERS WITH BRAKES

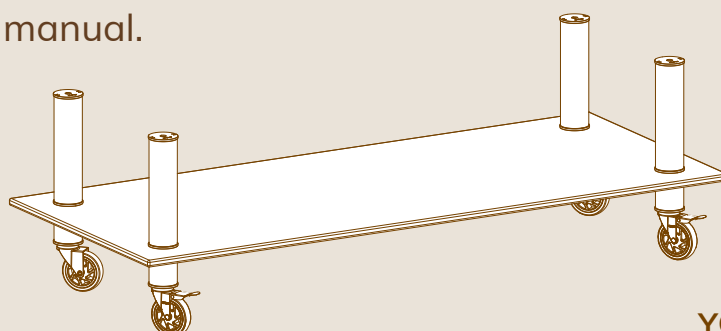
# ASSEMBLY

1



2

Flip over and continue building according to the requested station's instruction manual.



**YOU DID IT, WAY TO GO!**

### PLEASE NOTICE:

Maximum load capacity on Large Classic unit with casters:  
 Static: 220lb | 100Kg Moving: 175lb | 80kg  
 When transporting, recommended to empty unit.  
 Do not use casters on back bars and multiply shelving units without a consultant.

