

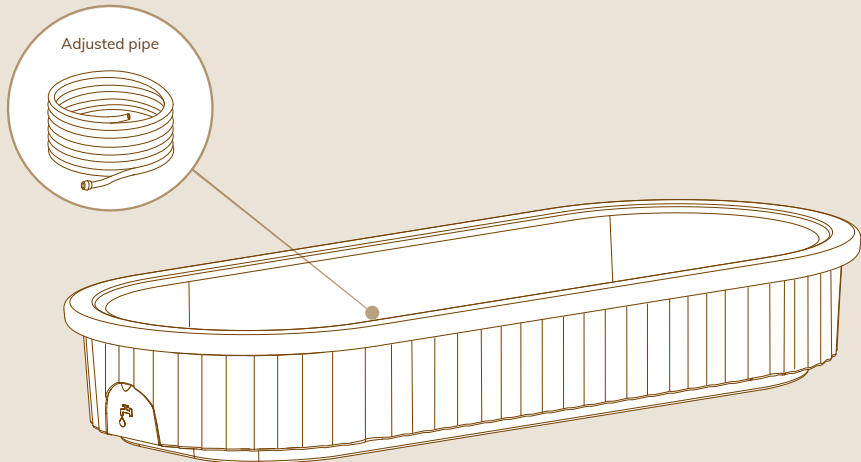


Modular

SYSTEM

LARGE ICE BIN

INSTRUCTIONS FOR WATER DRAINAGE



MAINTENANCE



Remove dust regularly using a microfiber cloth.
Plastic products will last longer if you clean them using just lukewarm water and mild soap.

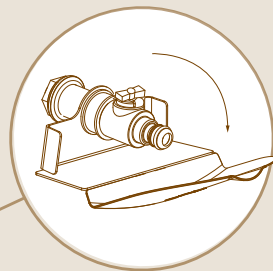
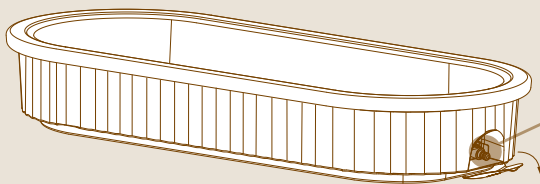


Try to avoid using sponge


-
- ✗ Strictly avoid using ethyl alcohol or detergents containing acetone, trichlorethylene, ammonia, hydrocarbon substances and any other solvents, even in small quantities.
 - ✗ Never scrape with razor blades or other sharp instruments.

WATER DRAINAGE

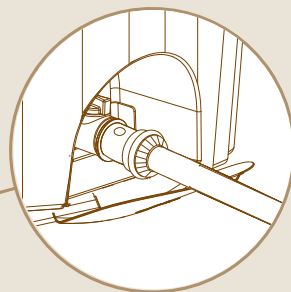
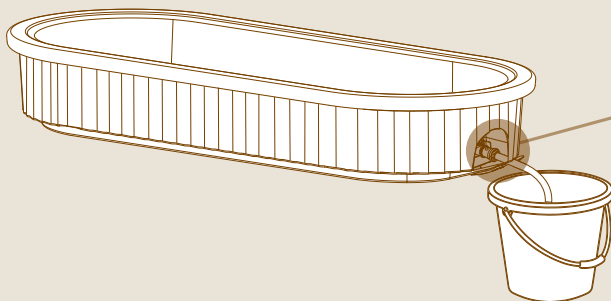
- 1 At the end of use Open the Tap door in front of the ice bin



- 2 Connect the adapter with the hose to the tap till you hear the Click.



- 3 After connecting the pipe, open the tap clockwise. It's recommended to use either a container or a drainage channel to drain water.



GREAT JOB, YOUR GOOD TO GO!