



Canvas  
SHELVING SYSTEM



Modular  
SYSTEM




Roll'n  
SERVICE CARTS

mogogo



Cix  
TABLES



Polo  
TABLES



V-Shield  
SYSTEM



Grabit  
SIDE TABLES

DISTRIBUTED BY  
steelite  
INTERNATIONAL

2023/2024  
COLLOCATIONS



mogogo  
BUFFET SOLUTIONS



Modular  
SYSTEM





CLASSIC SMALL UNIT MG CMLX03 GSXF

INDEX





A PROFESSIONAL  
FOOD & BEVERAGE  
FURNITURE COMPANY

## BORN FROM AN INTERDISCIPLINARY PASSION FOR **Design x Food**



Mogogo is led by designers and chefs that are driven by the desire to introduce new, beautiful, and functional products to the market, with an environmentally friendly philosophy in mind.

WE PUSH  
THE CREATIVE ENVELOPE  
OF FUNCTION AND INNOVATION.



LINENLESS



MODULAR



MOBILE



SUSTAINABLE




ADD ONS









## ABOUT MODULAR COLLECTION

Mogogo's flagship collection, the Modular System, allows you to use the same components in various ways to create different configurations of products. Our Modular System Line is composed of our Classic and Creative Ranges, and a large variety of complementary accessories.

Our Classic Range consists of buffet tables and shelves that fit each other seamlessly, functioning as building blocks to the Mogogo System. The classic range is characterized by sleek linear design, adaptable to both traditional and more modern, edgier looks.

Our Creative Range comes with a curved design concept. Our Creative system is patented and offers unique features based on our vast experience in large food service operations.

Our stations are carefully designed maintaining a delicate balance between high functionality, durability, and mobility; all in perfect symbiosis with high design standards, providing an ideal solution for the Food and Beverage industry.

 Classic Range
 | 
  Creative Range

## MATERIALS

Joining our Bamboo **(1)\*** collection is our innovative BHP material. BHP is a newly composed material that arrived after two years of intense R&D. It merges layers of High-Pressure Laminate with a Vertical Bamboo core (Mogogo's expertise) creating a lighter yet durable panel that offers new textures and colors. This new material combines the advantages of both bamboo and HPL, perfect for the ever-changing needs of the hospitality industry. BHP is available in a variety of finishes that resemble natural materials such as Grey Slate, Nero Marquina Marble, and Bengali Mango Wood **(2-4)**, making it easy to match with any event and decor. The innovative bamboo core of the BHP goes in line with Mogogo's sustainability motto while the HPL's outer coating is durable for different environments, hygienic and easy to clean.

Modular segments come in 2 finishes: brushed stainless steel **(5)** and brushed brass **(6)**.

Easily cover up parts of your buffet stations with our original quick covers **(7)**. Both durable and easy to clean, they come in 4 different color options allowing you to easily match any of your event color schemes.

For that extra outdoor feel, add a canopy **(8)** to your buffet station, made from a sturdy Cordura fabric known for its resistance to abrasions, tears, and scuffs.

\* High-Density Bamboo finish only available in North America



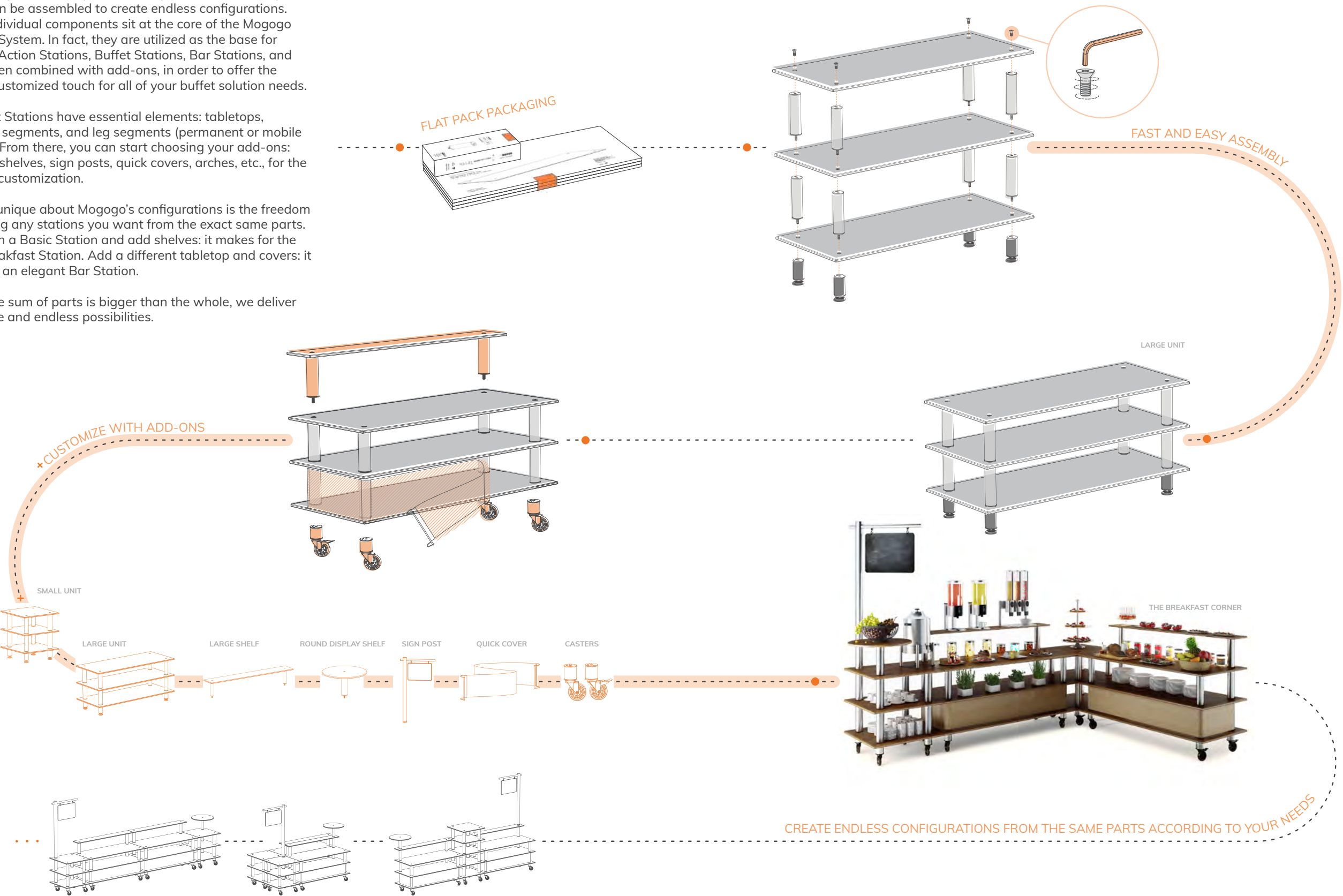
HOW IT WORKS

The Mogogo Modular System is composed of individual parts, which can be assembled to create endless configurations. These individual components sit at the core of the Mogogo Modular System. In fact, they are utilized as the base for creating Action Stations, Buffet Stations, Bar Stations, and more when combined with add-ons, in order to offer the perfect customized touch for all of your buffet solution needs.

All Buffet Stations have essential elements: tabletops, mid-part segments, and leg segments (permanent or mobile casters). From there, you can start choosing your add-ons: different shelves, sign posts, quick covers, arches, etc., for the ultimate customization.

What is unique about Mogogo's configurations is the freedom of building any stations you want from the exact same parts. Start with a Basic Station and add shelves: it makes for the ideal Breakfast Station. Add a different tabletop and covers: it becomes an elegant Bar Station.

When the sum of parts is bigger than the whole, we deliver on unique and endless possibilities.







MG CMLB10 GBBW (shown with optional quick covers)



MG CMLA06 BSXW (shown with optional quick covers)

Mogogo's unique Modular system allows its stations to be extremely versatile and functional. By adding different elements you can custom fit any event or venue. These add-ons are easy to incorporate and provide edgy looks that will stand out.



MG CMLD12 MSXW (shown with optional quick covers)

# ADD-ON COMBINATIONS



MG CMLB11 MBXW (shown with optional quick covers)



MG CMLB12 BBXF



\*  
The different finishes combined with brass or stainless steel create infinite options for styling.



MG CMLC05 MSXW (shown with optional quick covers)







**OPEN C SERVING STATION** MG CMSA01 WBXF  
(shown with optional Golden-Brown quick covers)

## ACTION STATIONS

Guests' fascination with chefs, food preparation, and presentation around the Action Station continues to grow and evolve in events today - it's a great way to add some spice and surprise to your culinary landscape.

Mogogo's Action Stations are designed to enhance the interactive experience of your guests through elegant design, while providing chefs and F&B professionals all the functional elements they are looking for. From an omelet station to a make-it-your-own dish station, Mogogo Action Stations are extremely modular; our ever-expanding line of add-ons and a wide range of tabletops deliver functionality and authenticity.

Cooking in front of the guest entices all their senses - and we believe beautifully crafted furniture is part of the experience.



MATERIAL GUIDE

Customize your Modular Stations by choosing from the different colors and finishes available.

Simply choose your preferred design combination by inserting the corresponding letter to its designated space as demonstrated below.

Item code

Design combination

MG

C#####

TOP

SEGMENT

TEXTILE

BASE

TOP

SEGMENT

TEXTILE

BASE

M

S

W

F

Nero Marquina Marble BHP

Brushed Stainless Steel

Blue and White stripes

Adjustable legs

G

B

B

W

Grey Slate BHP

Brushed Brass

Black

Casters

W

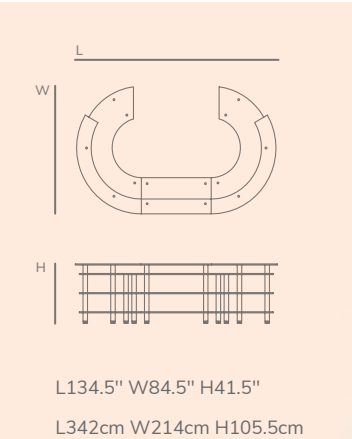
\*B

Bengali Mango Wood BHP

\* High-Density Bamboo finish only available in North America

\* High Density Bamboo

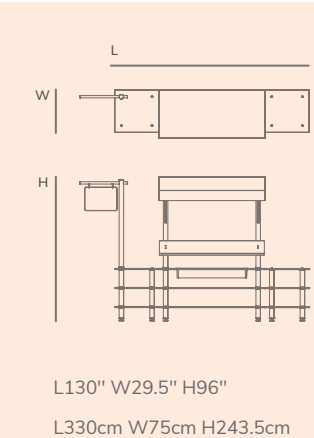
EXAMPLE:  
MG CMLB10 GBWF =



OPEN C SERVING STATION

Neither round nor square, this station creates a minimalist and functional approach, designed to serve large crowds with minimal effort.

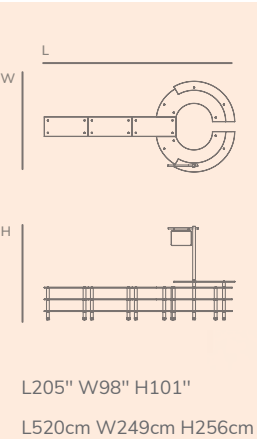
MG CMSA01 WSXF



CLASSIC CANOPY COOLING STATION

Chilled tabletop for a contemporary Food Market feel with hygienic stainless steel top and insulated ice bin with drain.  
(shown with optional Silver-Grey quick covers)

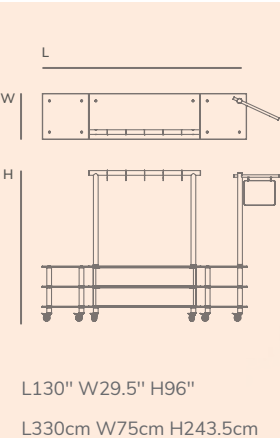
MG CMLA01 MSWF



CREATIVE DIY STATION

Combining circular and linear units, this design layout makes for the ideal make-your-own dish station that enhances the customer's experience.  
(shown with optional Charcoal-Black quick covers)

MG CMSA02 GSXF



PRO SALSA BAR STATION

This station provides chefs with a perfect combination of a stainless steel workspace with extra storage and display areas to impress their diners.  
(shown with optional Charcoal-Black quick covers)

MG CMLA02 MSXW





**BAZAAR ACTION STATION** MG CMLA03 GSWW  
(shown with optional Silver-Grey quick covers)





**SMALL S BUFFET** MG CMSB03 GSXW  
(shown with optional Large Oval high display shelf and Small Oval low display shelf)



## BUFFET STATIONS

As a fundamental functional element to any F&B operation, we believe Buffet Stations no longer need to be hidden under heavy linens nor lifted by the staff.

Mogogo takes an innovative and sustainable approach to Buffet Stations by introducing new design and functionality for linenless F&B Furniture, revealing beautiful clean lines. The presentation of a station is just as important as the quality of food being served and Mogogo offers ideal solutions for Chefs to display their most exquisite dishes. From Classic to Creative, Mogogo Buffet Stations offer a wide range of display and self-service options. Above, add shelves to elevate the dining experience of your guests; below, add our Quick Covers to conceal extra storage space.

Maximize every corner of your catering space by mixing and matching between our Classic Range and Creative Range to reinvent the experience of self-service in events.



MATERIAL GUIDE

Customize your Modular Stations by choosing from the different colors and finishes available.

Simply choose your preferred design combination by inserting the corresponding letter to its designated space as demonstrated below.

Item code

Design combination

MG

C#####

TOP

SEGMENT

TEXTILE

BASE

TOP

SEGMENT

TEXTILE

BASE

M

S

W

F

Nero Marquina Marble BHP

Brushed Stainless Steel

Blue and White stripes

Adjustable legs

G

B

B

W

Grey Slate BHP

Brushed Brass

Black

Casters

W

B

Bengali Mango Wood BHP

\* High-Density Bamboo finish only available in North America

\* High Density Bamboo

EXAMPLE:  
MG CMLB10 GBWF =



NEW

L

W

H

L100.5" W100.5" H47.5"

L255cm W255cm H121cm

**COOLING CORNER STATION**  
Make the best use of space with this classic corner buffet station that gives all the advantages of a Mogogo station without taking up extra event space.  
(shown with optional Golden-Brown quick covers)

MG CMLB01 BSXW

NEW

L

W

H

L100.5" W100.5" H94"

L255cm W255cm H238.5cm

**SELF SERVICE CHILLED SALAD STATION**  
Make a statement in any event with a chilled food station equipped with insulated ice bins and protective self-service high breath guards.  
(shown with optional Silver-Grey quick covers)

MG CMLB03 GSXW

NEW

L

W

H

L130" W29.5" H47.5"

L330cm W75cm H121cm

**CLASSIC CURVED BUFFET STATION**  
This unique double-sided streamlined display station is not only beautiful but functional as well, designed to serve large crowds.  
(shown with optional Silver-Grey quick covers)

MG CMLB02 MBXW

NEW

L

W

H

L130" W29.5" H60.5"

L330cm W75cm H153.5cm

**BREAD AND PASTRY STATION**  
Create a focal point in any event with this extra high buffet station, giving more storage and presentation area than ever before.  
(shown with optional Golden-Brown quick covers)

MG CMLB04 WSXF



MATERIAL GUIDE

Customize your Modular Stations by choosing from the different colors and finishes available.

Simply choose your preferred design combination by inserting the corresponding letter to its designated space as demonstrated below.

Item code

Design combination

MG C#####

TOP

SEGMENT

TEXTILE

BASE

TOP

SEGMENT

TEXTILE

BASE

M

S

W

F

Nero Marquina Marble BHP

Brushed Stainless Steel

Blue and White stripes

Adjustable legs

G

B

B

W

Grey Slate BHP

Brushed Brass

Black

Casters

W

B

Bengali Mango Wood BHP

\* High-Density Bamboo finish only available in North America

\* High Density Bamboo

EXAMPLE:  
MG CMLB10 GBWF =



MARKET SQUARE

The classic look and feel of a traditional market with a modern flair gives this configuration all the functionality and practicality a large buffet station needs.

MG CMLB07 WBXF

ROUND MARKET

Acting not only as the event's focal point, this 360-degree buffet experience will also prevent chaotic queues.

MG CMSB01 MSXF

MULTI HEIGHT DISPLAY STATION

Create unforgettable events with this eye-catching display station, scattered with interchangeable display shelves in different heights. (shown with optional Charcoal-Black quick covers)

MG CMLB08 MBXF

MEDIUM S BUFFET

Avoid hectic buffet lines with Mogogo's Creative S station which gives a smooth crowd flow in any event.

MG CMSB02 GSXF





**ALL STAINLESS PRO BAR MG CMLC06 MSXW**  
(shown with optional Charcoal-Black quick covers)



## BAR STATIONS

Redefine guests' expectations in any F&B operation by elevating their drink and beverage standards. From classic wine bars to mixology & curated cocktails - Bar Stations across your venue are an opportunity to make a statement.

Mogogo's Bar Station Collection features highly adaptable stations that can be used in a wide range of event types and sizes. Easily transportable from one venue to another thanks to their heavy-duty casters, Mogogo Bar Stations combine sleek design and high functionality.

Customize your station with our versatile Add-Ons and quickly conceal bottom shelves for additional storage with our Quick-Covers.

Everything in foodservice, for guests or chefs, is about the experience. Mogogo Bar Stations deliver on the promise of innovative functional design.



MATERIAL GUIDE

Customize your Modular Stations by choosing from the different colors and finishes available.

Simply choose your preferred design combination by inserting the corresponding letter to its designated space as demonstrated below.

Item code

Design combination

MG

C#####

TOP

SEGMENT

TEXTILE

BASE

TOP

SEGMENT

TEXTILE

BASE

M

S

W

F

Nero Marquina Marble BHP

Brushed Stainless Steel

Blue and White stripes

Adjustable legs

G

B

B

W

Grey Slate BHP

Brushed Brass

Black

Casters

W

B

Bengali Mango Wood BHP

\* High-Density Bamboo finish only available in North America

\* High Density Bamboo

EXAMPLE:  
MG CMLB10 GBWF =



PRO BAR & BACK BAR STATIONS

The Pro Bar is equipped with a stainless steel working surface, ice bin and speed-rail. Combined with a Mogogo Pro Back Bar, it's a bartender's dream.  
(shown with optional Silver-Grey quick covers)

- PRO BAR ..... MG CMLC05 WSXW
- PRO BACK BAR ..... MG CMLC01 WSXW

NEW

Icons

Diagram

L

W

H

L71" W29.5" H60.5"

L180cm W75cm H153.5cm

L

W

H

L71" W40" H47.5"

L180cm W102cm H121cm

ALL STAINLESS PRO BAR & BACK BAR STATIONS

Mogogo's classic Pro and Back Bars get an updated look with all stainless tops for an extra professional look and feel.  
(shown with optional Charcoal-Black quick covers)

- ALL STAINLESS PRO BAR ..... MG CMLC06 MSXW
- ALL STAINLESS PRO BACK BAR ..... MG CMLC03 MSXW

MIXOLOGY BAR STATION

Designed to accommodate the most sophisticated Mixologists, this is the ultimate design element for a show-stopping cocktail mixing experience.  
(shown with optional Charcoal-Black quick covers)

- MG CMLC07 GSBW

Icons

Diagram

L

W

H

L125.5" W41.5" H96"

L318.5cm W105.5cm H243.5cm

L

W

H

L142" W29.5" H73"

L360cm W75cm H186cm

L

W

H

L142" W34.5" H47.5"

L360cm W88cm H121cm

DOUBLE BAR STATION

The Double Bar allows serving beverages to guests anytime, anywhere. This portable yet classy design does it all.  
(shown with optional Golden-Brown quick covers)

- MG CMLC11 BBXF



**DAY & NIGHT**

Modular stations can perfectly display breakfast buffets  
or help entertain guests at the next cocktail party.



**CLASSIC PLUS** MG CMLB13 WSXW  
(shown with optional Golden-Brown quick cover)



**PRO BAR** MG CMLC05 MSXW  
(shown with optional Silver-Grey quick covers)





**STREAMLINE ARCH INDUCTION STATION** MG CMLD05 MSXW  
(shown with optional Charcoal-Black quick covers and the Blackboard Collection)

## WARMING AND COOKING STATIONS

The visual appeal of the colors and textures of the food, the aroma as it is prepared, and the sounds of sizzling pans... Cooking and Warming Stations generate excitement, curiosity, and can be a great catalyst for social interaction.

Now, Cooking and Warming Stations are redesigned as one modern and beautifully crafted element to seamlessly blend with your hospitality design standards. Designed as a modular extension to our existing function-based tabletops, Mogogo Cooking and Warming Stations offer your chefs high-functionality, mobility, and add a sense of theater for a special catering experience.

Your guests want creativity and variety. Introduce them to new culinary territories and let them discover new sensations with Mogogo's Cooking and Warming Stations.



MATERIAL GUIDE

Customize your Modular Stations by choosing from the different colors and finishes available.

Simply choose your preferred design combination by inserting the corresponding letter to its designated space as demonstrated below.

Item code

Design combination

MG C#####

TOP

SEGMENT

TEXTILE

BASE

TOP

SEGMENT

TEXTILE

BASE

M

S

W

F

Nero Marquina Marble BHP

Brushed Stainless Steel

Blue and White stripes

Adjustable legs

G

B

B

W

Grey Slate BHP

Brushed Brass

Black

Casters

W

\*B

Bengali Mango Wood BHP

\* High-Density Bamboo finish only available in North America

\* High Density Bamboo

EXAMPLE:  
MG CMLB10 GBWF =



NEW

L

W

H

L171.5" W29.5" H35"

L435cm W75cm H88.5cm

**DOUBLE HEAT BUFFET TABLE**  
No need for a plug. This station uses canned heat to keep food warm during entire events.  
(shown with optional Jungle-Green quick covers)

MG CMLD04 WSXW

NEW

L

W

H

L130" W59" H96"

L330cm W150cm H243.5cm

**ROUNDED WARMING INDUCTION MARKET STATION**  
This stand-out station makes serving large crowds easy while keeping food warm on six drop-in induction units.  
(shown with optional Silver-Grey quick covers)

MG CMLD03 GBWW

L

W

H

L71" W29.5" H35"

L180cm W75cm H88.5cm

**PRO COOKING INDUCTION**  
Drop-in cooking induction ranges give the freedom to bring a kitchen atmosphere within an event space for unique interactions with guests.  
(shown with optional Charcoal-Black quick covers)

MG CMLD01 MSXW

L

W

H

L130" W29.5" H96"

L330cm W75cm H243.5cm

**LARGE ARCH INDUCTION STATION**  
Combining drop-in induction ranges with additional space for mise en place; the ultimate comfort for chefs.  
(shown with optional Golden-Brown quick covers and Long Blackboard)


MG CMLD02 BSXW





**HEAT TABLE** MG CMLD06 WSXW  
(shown with optional Golden-Brown quick covers)

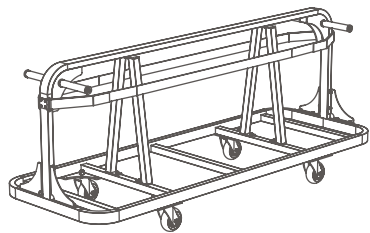




### TRANSFER & STORAGE CARTS

Designed for convenience and mobility, Mogogo's utility carts are an integral part of the Modular system as they make storing and assembling the stations an easy task. Whether it is to push them through the halls, or get in and out of elevators, they make the behind the scenes of your time-sensitive events easier and give you an extra push on productivity.

The carts can store up to five large Classic units or four large Creative units while the orange vinyl coated areas ensure comprehensive tabletop protection.



**LARGE PLATE  
TRANSFER AND STORAGE CART**  
L86.5" W31" H36.5"  
L220cm W79cm H92.5cm  
holds up to 18 tabletops

MG CUUX03 XXXX



**SEGMENTS AND ADD-ONS  
TRANSFER AND STORAGE CART**  
L55.5" W31" H50"  
L141cm W79cm H127.5cm  
holds 7-9 modular unit segments and legs/casters  
+ dedicated storage space for multiple modular add-ons

MG CUUX01 XXXX





71" BREATH GUARD MG CIAN01 XSXX









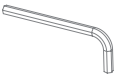


SYSTEM BREAKDOWN

Mogogo’s Modular System is based on a wide range of individual parts, which can be stacked up & assembled to design a variety of stations.

Our Modular System stems from the simple idea that your F&B Furniture should adapt to your ever-varying needs during different event sizes, types, and themes. It allows you to pick and choose basic elements such as tabletops, leg segments, casters, shelves, and other add-ons.

Endless vertical and horizontal possibilities exist while choosing between our functional tabletops: from classic to cooking, warming and bar tabletops, or picking your material and finishes of choice. Mogogo’s Modular System gifts you an ocean of possibilities.

MOGOGO TOOLS

	1 piece	ALLEN KEY FOR M16	MG SAUXSS 0101
	1 piece	M16 SCREWS	MG SSCWMT 0101
 	1 piece	BLACK SCREW CAP	MG SSACPL 0601
 	1 piece	GREY SCREW CAP	MG SSACPL 0501
 	1 piece	BROWN SCREW CAP	MG SSACPI 0201
 X1  X2  X12		UTILITY KIT: ALLEN KEY FOR M16 2 M16 SCREWS 12 SCREW CAPS (4 Screw caps X 3 colors)	MG SSACSM 0102



MATERIAL GUIDE

Customize your Modular Stations by choosing from the different colors and finishes available.

Simply choose your preferred design combination by inserting the corresponding letter to its designated space as demonstrated below.

Item code

Design combination

MG

C#####

TOP

SEGMENT

TEXTILE

BASE

TOP

SEGMENT

TEXTILE

BASE

M

Nero Marquina Marble BHP

S

Brushed Stainless Steel

W

Blue and White stripes

F

Adjustable legs

G

Grey Slate BHP

B

Brushed Brass

B

Black

W

Casters

W

Bengali Mango Wood BHP

\*B

\* High-Density Bamboo finish only available in North America

\* High Density Bamboo

EXAMPLE:  
MG CMLB10 GBWF =



CREATIVE RANGE



**CREATIVE CURVED UNIT**  
L81.5" W41" H35"  
L207cm W104cm H88.5cm

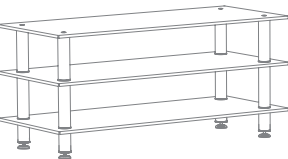
MG CMSX01 \_ \_ X \_



**CREATIVE EXTENSION UNIT**  
L47" W21" H35"  
L120cm W54cm H88.5cm


MG CMSX02 \_ \_ X \_

CLASSIC RANGE



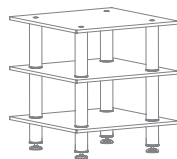
**CLASSIC LARGE UNIT**  
L71" W29.5" H35"  
L180cm W75cm H88.5cm

MG CMLX01 \_ \_ X \_



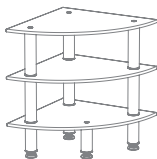
**CLASSIC MEDIUM UNIT**  
L47" W29.5" H35"  
L120cm W75cm H88.5cm

MG CMLX02 \_ \_ X \_



**CLASSIC SMALL UNIT**  
L29.5" W29.5" H35"  
L75cm W75cm H88.5cm

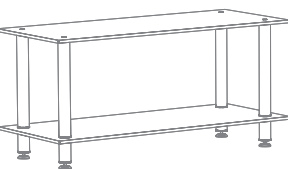
MG CMLX03 \_ \_ X \_



**CLASSIC CORNER UNIT**  
L29.5" W29.5" H35"  
L75cm W75m H88.5cm

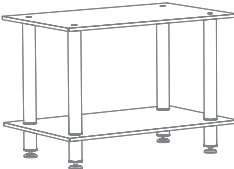
MG CMLX04 \_ \_ X \_

STANDARD RANGE



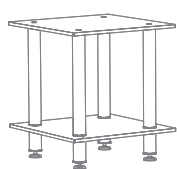
**STANDARD LARGE UNIT**  
L71" W29.5" H35"  
L180cm W75cm H88.5cm

MG CMDX01 \_ \_ X \_



**STANDARD MEDIUM UNIT**  
L47" W29.5" H35"  
L120cm W75cm H88.5cm

MG CMDX02 \_ \_ X \_



**STANDARD SMALL UNIT**  
L29.5" W29.5" H35"  
L75cm W75cm H88.5cm

MG CMDX03 \_ \_ X \_

CREATIVE RANGE SHELVES



**CURVED OUTER SHELF**  
L76" W27.5" H6.5"  
L193cm W70cm H16.5cm

MG CIAF01 \_ \_ XX



**CURVED INNER SHELF**  
L53" W26.5" H6.5"  
L135cm W68cm H16.5cm

MG CIAF02 \_ \_ XX



**EXTENSION SHELF**  
L47" W10" H6.5"  
L120cm W25cm H16.5cm

MG CIAF03 \_ \_ XX

CLASSIC RANGE SHELVES



**LARGE SHELF**  
L71" W9.5" H12.5"  
L180cm W24cm H32cm

MG CIAF04 \_ \_ XX



**LARGE LOW SHELF**  
L71" W9.5" H6.5"  
L180cm W24cm H16.5cm

MG CIAF05 \_ \_ XX



**LARGE WIDE BAR SHELF**  
L71" W14.5" H12.5"  
L180cm W37cm H32cm

MG CIAF06 \_ \_ XX



**MEDIUM SHELF**  
L47" W9.5" H12.5"  
L120cm W24cm H32cm

MG CIAF07 \_ \_ XX



**MEDIUM LOW SHELF**  
L47" W9.5" H6.5"  
L120cm W24cm H16.5cm

MG CIAF08 \_ \_ XX



MATERIAL GUIDE

Customize your Modular Stations by choosing from the different colors and finishes available.

Simply choose your preferred design combination by inserting the corresponding letter to its designated space as demonstrated below.

Item code

Design combination

MG

C#####

TOP

SEGMENT

TEXTILE

BASE

TOP

SEGMENT

TEXTILE

BASE

M

Nero Marquina  
Marble BHP

G

Grey Slate BHP

W

Bengali Mango  
Wood BHP

S

Brushed Stainless  
Steel

B

Brushed Brass

\*B

\* High-Density  
Bamboo finish  
only available in  
North America

W

Blue and White  
stripes

B

Black

F

Adjustable  
legs

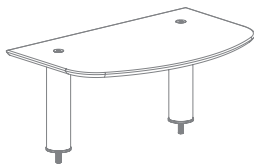
W

Casters

EXAMPLE:  
MG CMLB10 **GBWF** =

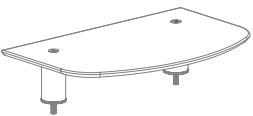


CLASSIC RANGE DISPLAY SHELVES



HIGH SIDE SHELF  
L29.5" W19" H12.5"  
L75cm W47.5cm H32cm

MG CIAY01 \_\_ XX



LOW SIDE SHELF  
L29.5" W19" H6.5"  
L75cm W47.5cm H16.5cm

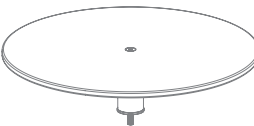
MG CIAY02 \_\_ XX



WIDE DISPLAY SHELF  
L80" W12" H12.5"  
L203cm W30.5cm H32cm  
connects 2 mid-hole display tabletops

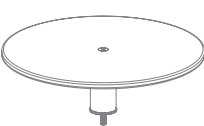
MG CIAY03 \_\_ XX

DISPLAY SHELVES



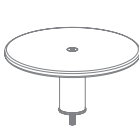
30" ROUND  
LOW DISPLAY SHELF  
Ø30" H6.5"  
Ø76cm H16.5cm

MG CIAY04 \_\_ XX



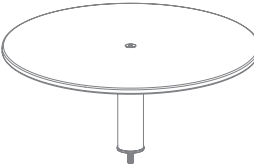
24" ROUND  
LOW DISPLAY SHELF  
Ø24" H6.5"  
Ø60cm H16.5cm

MG CIAY05 \_\_ XX



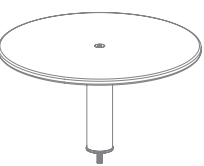
18" ROUND  
LOW DISPLAY SHELF  
Ø18" H6.5"  
Ø46cm H16.5cm

MG CIAY06 \_\_ XX



30" ROUND  
HIGH DISPLAY SHELF  
Ø30" H12.5"  
Ø76cm H32cm

MG CIAY07 \_\_ XX



24" ROUND  
HIGH DISPLAY SHELF  
Ø24" H12.5"  
Ø60cm H32cm

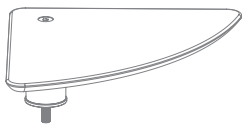
MG CIAY08 \_\_ XX



18" ROUND  
HIGH DISPLAY SHELF  
Ø18" H12.5"  
Ø46cm H32cm

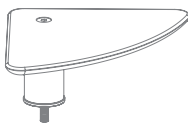
MG CIAY09 \_\_ XX

DISPLAY SHELVES



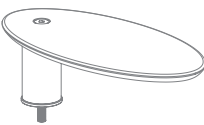
LARGE TRIANGLE  
LOW DISPLAY SHELF  
L17" W17" H6.5"  
L44cm W44cm H16.5cm

MG CIAY10 \_\_ XX



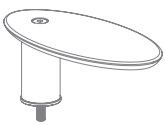
SMALL TRIANGLE  
LOW DISPLAY SHELF  
L14" W14" H6.5"  
L35cm W35cm H16.5cm

MG CIAY11 \_\_ XX



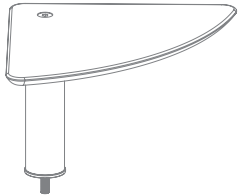
LARGE OVAL  
LOW DISPLAY SHELF  
L20" W10" H6.5"  
L50cm W25cm H16.5cm

MG CIAY14 \_\_ XX



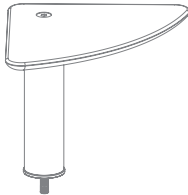
SMALL OVAL  
LOW DISPLAY SHELF  
L16" W8" H6.5"  
L40cm W20cm H16.5cm

MG CIAY15 \_\_ XX



LARGE TRIANGLE  
HIGH DISPLAY SHELF  
L17" W17" H12.5"  
L44cm W44cm H32cm

MG CIAY12 \_\_ XX



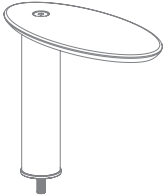
SMALL TRIANGLE  
HIGH DISPLAY SHELF  
L14" W14" H12.5"  
L35cm W35cm H32cm

MG CIAY13 \_\_ XX



LARGE OVAL  
HIGH DISPLAY SHELF  
L20" W10" H12.5"  
L50cm W25cm H32cm

MG CIAY16 \_\_ XX



SMALL OVAL  
HIGH DISPLAY SHELF  
L16" W8" H12.5"  
L40cm W20cm H32cm

MG CIAY17 \_\_ XX



MATERIAL GUIDE

Customize your Modular Stations by choosing from the different colors and finishes available.

Simply choose your preferred design combination by inserting the corresponding letter to its designated space as demonstrated below.

Item code

Design combination

MG

C#####

TOP

SEGMENT

TEXTILE

BASE

TOP

SEGMENT

TEXTILE

BASE

M

Nero Marquina Marble BHP

G

Grey Slate BHP

W

Bengali Mango Wood BHP

\*B

\* High-Density Bamboo finish only available in North America

S

Brushed Stainless Steel

B

Brushed Brass

W

Blue and White stripes

B

Black

F

Adjustable legs

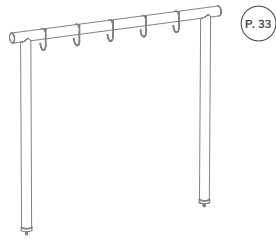
W

Casters

EXAMPLE:  
MG CMLB10 GBWF =



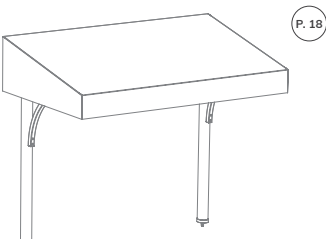
ADD-ONS



P. 33

**ARCH**  
L71" W3" H61"  
L180cm W7.6cm H155cm  
Fits large units

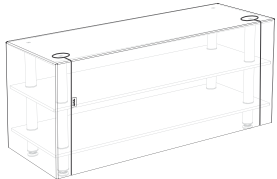
MG CIAM02 X \_ XX



P. 18

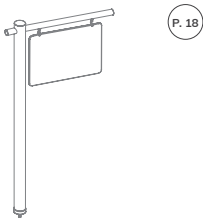
**CANOPY**  
L71" W33.5" H61"  
L180cm W85cm H155cm  
Fits large units

MG CIAM03 X \_ \_ X



**OUTDOOR CORDURA COVER**  
Fits classic large unit

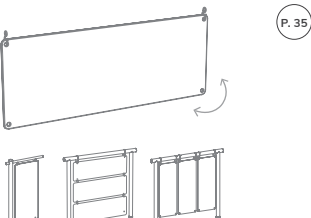
MG SADDCR 0401



P. 18

**SIGN POST**  
L32" W3" H59"  
L80.5cm W7.6cm H150cm  
Fits all units

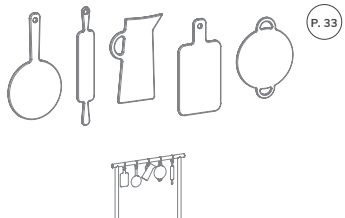
MG CIAM01 X \_ XX



P. 35

**LONG BLACKBOARD**  
L47" H18"  
L120cm H45cm  
Fits Arch and Sign post

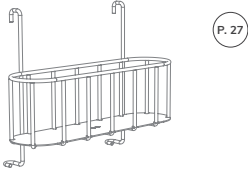
MG SADDSM 0201



P. 33

**BLACKBOARD COLLECTION**  
5X various shapes  
Fits Arch

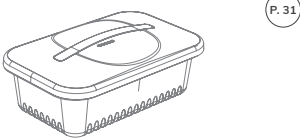
MG SADDSM 0301



P. 27

**SPEEDRAIL**  
L18.5" W5" H14"  
L47cm W13cm H36cm  
Fits bar top

MG SADDSS 0602



P. 31

**MOGOGO ICE BIN**  
L19.5" H12.5" W8"  
L49.5cm H31cm W20cm  
Fits Pro bar top

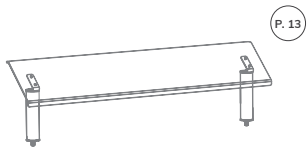
MG SADDPL 0301



P. 12

**WINE GLASS HOLDER**  
L15" H2.5" W4.5"  
L37.5cm H6.5cm W11cm  
Fits Large wide bar shelf  
Holds up to 6 wine glasses

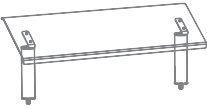
MG SADDSS 1301



P. 13

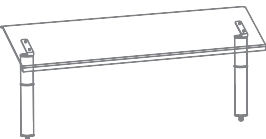
**71" BREATH GUARD**  
H18.5" | gap H8.5"  
H47cm | gap H22cm  
Fits large units

MG CIAN01 X \_ XX



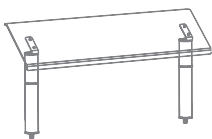
**47" BREATH GUARD**  
H18.5" | gap H8.5"  
H47cm | gap H22cm  
Fits medium units

MG CIAN02 X \_ XX



**71" HIGH BREATH GUARD**  
H24.5" | gap H14"  
H62cm | gap H36.5cm  
Fits large units


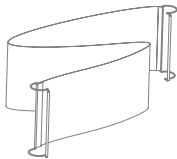
MG CIAN03 X \_ XX



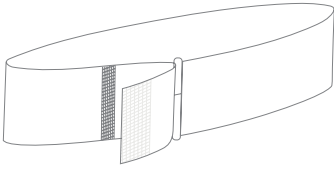
**47" HIGH BREATH GUARD**  
H24.5" | gap H14"  
H62cm | gap H36.5cm  
Fits medium units

MG CIAN04 X \_ XX

QUICK COVERS



Fits Unit	Amount	Golden-Brown	Silver-Grey	Charcoal-Black	Jungle-Green
LARGE CLASSIC UNIT	2	MG SQCOPV 0301	MG SQCOPV 0401	MG SQCOPV 1601	MG SQCOGP 0201
MEDIUM CLASSIC UNIT	2	MG SQCOPV 0501	MG SQCOPV 0601	MG SQCOPV 1701	MG SQCOGP 0301
SMALL CLASSIC UNIT	2	MG SQCOPV 0701	MG SQCOPV 0801	MG SQCOPV 1801	MG SQCOGP 0401
CORNER CLASSIC UNIT	2	MG SQCOPV 2401	MG SQCOPV 2501	MG SQCOPV 2601	MG SQCOGP 1101
CURVED CREATIVE UNIT	2	MG SQCOPV 0901	MG SQCOPV 1001	MG SQCOPV 1901	MG SQCOGP 0501
EXTENSION CREATIVE UNIT	2	MG SQCOPV 1101	MG SQCOPV 1201	MG SQCOPV 2001	MG SQCOGP 0601
LARGE SHELF COVER	1	MG SQCOPV 0101	MG SQCOPV 0201	MG SQCOPV 1501	MG SQCOGP 0101



360° QUICK COVERS

LARGE CLASSIC UNIT	2	MG SQCOPV 3401	MG SQCOPV 3301	MG SQCOPV 3201	MG SQCOGP 0801
--------------------	---	----------------	----------------	----------------	----------------



SEGMENTS



Brushed Stainless Steel

Brushed Brass



5.7" SEGMENT  
H5.7" | H14cm  
available in sets of:  
1 / 2

1 piece	MG SLEGSS 0201	MG SLEGBR 0401
2 pcs	MG SLEGSS 0501	MG SLEGBR 0901



12" SEGMENT  
H12" | H30cm  
available in sets of:  
1 / 2 / 8

1 piece	MG SLEGSS 0101	MG SLEGBR 0301
2 pcs	MG SLEGSS 0401	MG SLEGBR 0801
8 pcs	MG SLEGSS 1501	MG SLEGBR 1001



STANDARD SEGMENT  
H25" | H63cm  
available in sets of:  
1 / 4

1 piece	MG SLEGSS 1701	MG SLEGBR 1401
4 pcs	MG SLEGSS 1801	MG SLEGBR 1501

LEGS



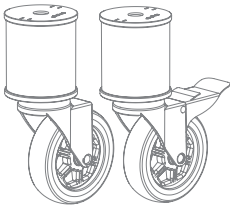
Brushed Stainless Steel

Brushed Brass



ADJUSTABLE LEGS  
available in sets of:  
1 single leg / 4 legs

1 piece	MG SLEGSS 1301	MG SLEGBR 0101
4 pcs	MG SLEGSS 1401	MG SLEGBR 0201





CASTERS  
available in sets of:  
1 with brake / without brake  
4 casters (2 with brakes and 2 without)

1 piece with brake	MG SADDSS 0404	MG SADDDBR 0604
1 piece without brake	MG SADDSS 0304	MG SADDDBR 0504
4 pcs	MG SADDSS 0104	MG SADDDBR 0404




CLASSIC RANGE TABLETOPS






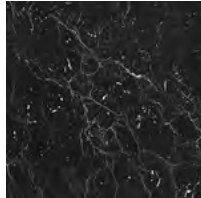
★ High density Bamboo



Bengali Mango Wood BHP




Grey Slate BHP



Nero Marquina Marble BHP

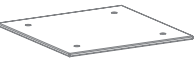
LARGE RECTANGLE TOP  
L71" W29.5"  
L180cm W75cm

MG SCTPBM 0102   MG SCTPHW 0101   MG SCTPHG 0101   MG SCTPHB 0101



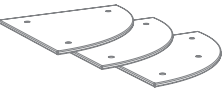
MEDIUM RECTANGLE TOP  
L47" W29.5"  
L120cm W75cm

MG SCTPBM 0202   MG SCTPHW 0201   MG SCTPHG 0201   MG SCTPHB 0201



SMALL SQUARE TOP  
L29.5" W29.5"  
L75cm W75cm


MG SCTPBM 0302   MG SCTPHW 0301   MG SCTPHG 0301   MG SCTPHB 0301




CORNER UNIT TOP SET  
L29.5" W29.5"  
L75cm W75cm


MG CILX01 BXXX   MG CILX01 WXXX   MG CILX01 GXXX   MG CILX01 MXXX

CLASSIC RANGE SHELF TOPS






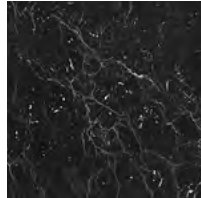
★ High density Bamboo



Bengali Mango Wood BHP




Grey Slate BHP



Nero Marquina Marble BHP

LARGE WIDE BAR SHELF  
L71" W14.5"  
L180cm W37cm

MG SCLSBM 0202   MG SCLSHW 0201   MG SCLSHG 0201   MG SCLSHB 0201




LARGE SHELF  
L71" W9.5"  
L180cm W24cm

MG SCLSBM 0102   MG SCLSHW 0101   MG SCLSHG 0101   MG SCLSHB 0101



MEDIUM SHELF  
L47" W9.5"  
L120cm W24cm

MG SCLSBM 0302   MG SCLSHW 0301   MG SCLSHG 0301   MG SCLSHB 0301



WIDE DISPLAY SHELF  
L80" W12"  
L203cm W30.5cm  
connects 2 mid-hole display tabletops

MG SSTPBM 0101   MG SCLSHW 0501   MG SCLSHG 0501   MG SCLSHB 0501




SIDE SHELF  
L29.5" W19"  
L75cm W47.5cm

MG SCSVBM 0501   MG SCLSHW 0801   MG SCLSHG 0801   MG SCLSHB 0801



CREATIVE RANGE TABLETOPS



LARGE ROUND TOP  
L81.5" W41"  
L207cm W104cm

MG SCTBBM 0101   MG SCTBHW 0101   MG SCTBHG 0101   MG SCTBHB 0101



47" EXTENSION TOP  
L47" W21"  
L120cm W54cm

MG SCTBBM 0201   MG SCTBHW 0201   MG SCTBHG 0201   MG SCTBHB 0201

CREATIVE RANGE SHELF TOPS



CURVED OUTER SHELF  
L76" W27.5"  
L193cm W70cm

MG SCSVBM 0101   MG SCSVHW 0101   MG SCSVHG 0101   MG SCSVHB 0101



CURVED INNER SHELF  
L53" W26.5"  
L135cm W68cm


MG SCSVBM 0201   MG SCSVHW 0201   MG SCSVHG 0201   MG SCSVHB 0201



EXTENSION SHELF  
L47" W10"  
L120cm W25cm

MG SCLSBM 0401   MG SCSVHW 0801   MG SCSVHG 0801   MG SCSVHB 0801

DISPLAY SHELF TOPS FOR CLASSIC AND CREATIVE RANGE



30" ROUND TOP  
Ø30" | Ø76cm

MG SCRTBM 0102   MG SCRTHW 0101   MG SCRTHG 0101   MG SCRTHB 0101



24" ROUND TOP  
Ø24" | Ø60cm

MG SCRTBM 0202   MG SCRTHW 0201   MG SCRTHG 0201   MG SCRTHB 0201



18" ROUND TOP  
Ø18" | Ø46cm

MG SCRTBM 0302   MG SCRTHW 0301   MG SCRTHG 0301   MG SCRTHB 0301



LARGE TRIANGLE  
DISPLAY SHELF  
L17" W17" | L44cm W44cm

MG SCSVBM 0601   MG SCLSHW 0601   MG SCLSHG 0601   MG SCLSHB 0601



SMALL TRIANGLE  
DISPLAY SHELF  
L14" W14" | L35cm W35cm

MG SCSVBM 0701   MG SCLSHW 0701   MG SCLSHG 0701   MG SCLSHB 0701



LARGE OVAL  
DISPLAY SHELF  
L20" W10" | L50cm W25cm

MG SCSVBM 0301   MG SSLFHW 0301   MG SSLFHG 0301   MG SSLFHB 0301



SMALL OVAL  
DISPLAY SHELF  
L16" W8" | L40cm W20cm

MG SCSVBM 0401   MG SSLFHW 0401   MG SSLFHG 0401   MG SSLFHB 0401



MATERIAL GUIDE

Customize your Modular Stations by choosing from the different colors and finishes available.

Simply choose your preferred design combination by inserting the corresponding letter to its designated space as demonstrated below.

Item code

Design combination

MG


C#####


TOP


SEGMENT


TEXTILE


BASE


  
TOP


  
SEGMENT


  
TEXTILE


  
BASE


  
M  
Nero Marquina  
Marble BHP


  
S  
Brushed Stainless  
Steel


  
W  
Blue and White  
stripes


  
F  
Adjustable  
legs


  
G  
Grey Slate BHP

  
B  
Brushed Brass

  
B  
Black

  
W  
Casters

  
W  
Bengali Mango  
Wood BHP

  
\*B

\* High-Density  
Bamboo finish  
only available in  
North America

\* High Density  
Bamboo

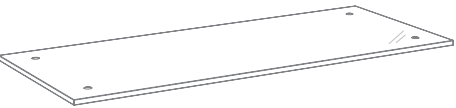
EXAMPLE:  
MG CMLB10 GBWF =



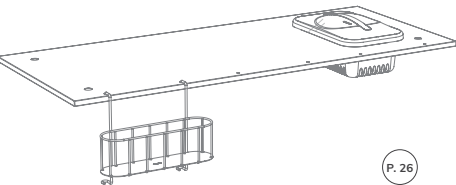
CLASSIC RANGE STAINLESS STEEL SPECIAL TABLETOPS KITS



MG SSTPSS 0301



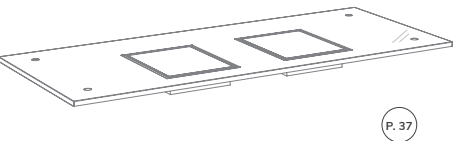
STAINLESS STEEL TOP  
L71" W29.5"  
L180cm W75cm



PRO BAR TOP  
L71" W29.5" | L180cm W75cm  
Ice Bin: L16" W9" D6"  
L41.5cm W23cm D15cm



SALAD-BAR TOP  
L71" W29.5" | L180cm W75cm  
Ice Cooler: L48" W25" D6.5"  
L122cm W63cm D16cm



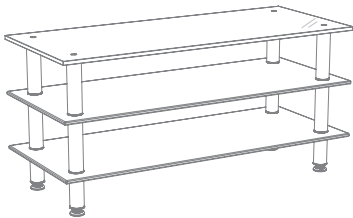
COOKING DROP-IN TOP  
L71" W29.5"  
L180cm W75cm

MG CITC01 SXXX

MG CITE01 SXXX

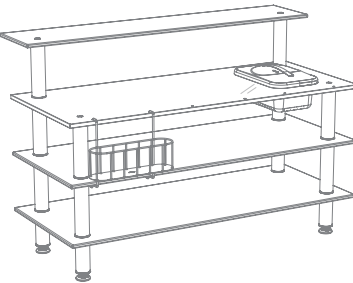
MG CITD01 SXXX

CLASSIC RANGE STAINLESS STEEL SPECIAL TABLETOP UNITS



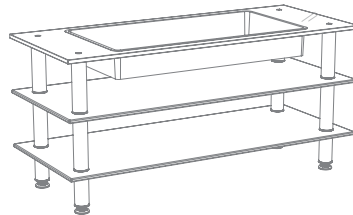
LARGE PRO UNIT  
L71" W29.5" H35"  
L180cm W75cm H88.5cm

MG CMLA05 \_ \_ X \_



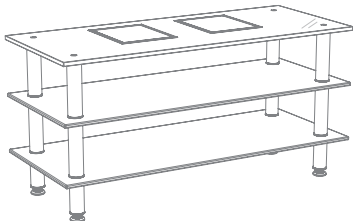
PRO BAR  
L71" W29.5" H47.5"  
L180cm W75cm H121cm

MG CMLC05 \_ \_ X \_



SALAD-BAR UNIT  
L71" W29.5" H35"  
L180cm W75cm H88.5cm

MG CMLE03 \_ \_ X \_



PRO COOKING INDUCTION  
L71" W29.5" H35"  
L180cm W75cm H88.5cm

MG CMLD01 \_ \_ X \_



MATERIAL GUIDE

Customize your Modular Stations by choosing from the different colors and finishes available.

Simply choose your preferred design combination by inserting the corresponding letter to its designated space as demonstrated below.

Item code

Design combination

MG


C#####


TOP


SEGMENT


TEXTILE


BASE


  
TOP


  
SEGMENT


  
TEXTILE


  
BASE


  
M  
Nero Marquina  
Marble BHP


  
S  
Brushed Stainless  
Steel


  
W  
Blue and White  
stripes


  
F  
Adjustable  
legs


  
G  
Grey Slate BHP

  
B  
Brushed Brass

  
B  
Black

  
W  
Casters

  
W  
Bengali Mango  
Wood BHP

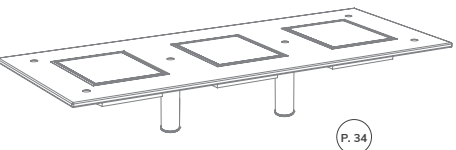
  
\* B  
\* High Density  
Bamboo

\* High-Density  
Bamboo finish  
only available in  
North America

EXAMPLE:  
MG CMLB10 GBWF =

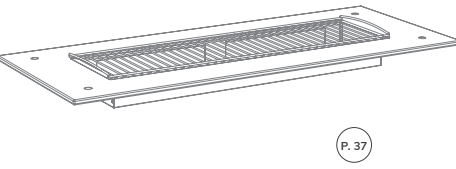


CLASSIC RANGE SPECIAL TABLETOP KITS



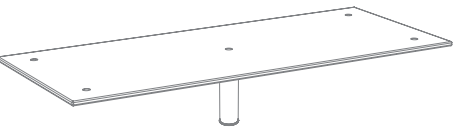
WARMING TRIPLE DROP-IN TOP  
L71" W29.5" | L180cm W75cm  
Comes with 2 x 12" support segment

MG CITD02 \_ \_ XX




HEAT TABLETOP  
L71" W29.5" | L180cm W75cm  
Grill: L48" W25" D6.5"  
L122cm W63cm D16cm

MG CITD04 \_ XXX




MID-HOLE DISPLAY TABLETOP  
L71" W29.5" | L180cm W75cm  
Comes with 1 x 12" support segment

MG CITB01 \_ \_ XX




High Density Bamboo



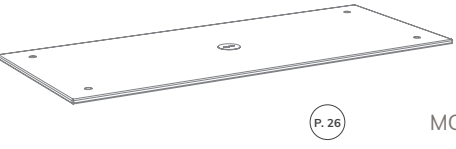
Bengali Mango  
Wood BHP



Grey Slate BHP



Nero Marquina  
Marble BHP



MARKET PANEL  
(Only for Market Square)  
L71" W29.5" | L180cm W75cm

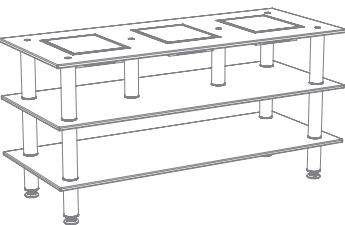
MG SSTPBM 0503

MG SSTPHW 0501

MG SSTPHG 0501

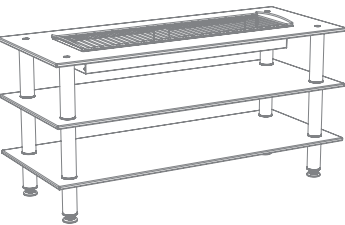
MG SSTPHB 0501

CLASSIC RANGE SPECIAL TABLETOP UNITS



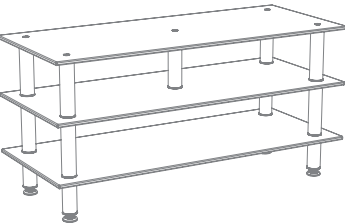
TRIPLE WARMING UNIT  
L71" W29.5" H35"  
L180cm W75cm H88.5cm

MG CMLD07 \_ \_ X \_



HEAT TABLE  
L71" W29.5" H35"  
L180cm W75cm H88.5cm

MG CMLD06 \_ \_ X \_



MID-HOLE DISPLAY UNIT  
L71" W29.5" H35"  
L180cm W75cm H88.5cm

MG CMLB09 \_ \_ X \_



mogogo  
BUFFET SOLUTIONS



Roll'n  
SERVICE CARTS

DISTRIBUTED BY:



2023/2024





**MIXOLOGY CART WITH LEATHER HANDLE** MGCRNX03GSXX  
(shown with optional Charcoal-Black quick covers)

INDEX

5	<a href="#">About Mogogo About</a>
9	<a href="#">Roll'n Collection</a>
10	<a href="#">Materials</a>
11	<a href="#">How It Works</a>
13	<a href="#">Details</a>
16	<a href="#">Cart configurations</a>
29	<a href="#">System Breakdown</a>





A MODULAR F&B  
FURNITURE BRAND

## BORN FROM A PASSION FOR **STYLE & GASTRONOMY**



Mogogo is led by designers and chefs that are aiming to introduce innovative, luxurious, and highly functional equipment to foodservice professionals.



LINENLESS



MODULAR



MOBILE



SUSTAINABLE




ADD ONS









## ABOUT THE ROLL'N COLLECTION

Service carts have been part of the hospitality industry for decades, a kind of smaller food cart used by restaurants and hotels to deliver or display food with style, while presenting chosen concepts to guests. Now back in fashion they have again become a must in food service. Like everything designed by Mogogo, the Roll'n Service Cart collection starts with core elements that include elegance, function and durability, and when combined with a selection of add-ons and accessories, it converts into a cheese serving cart, cocktail cart, and much more. Now available with the options of a stainless handle and heavy-duty bumper, it rolls in style at any location.

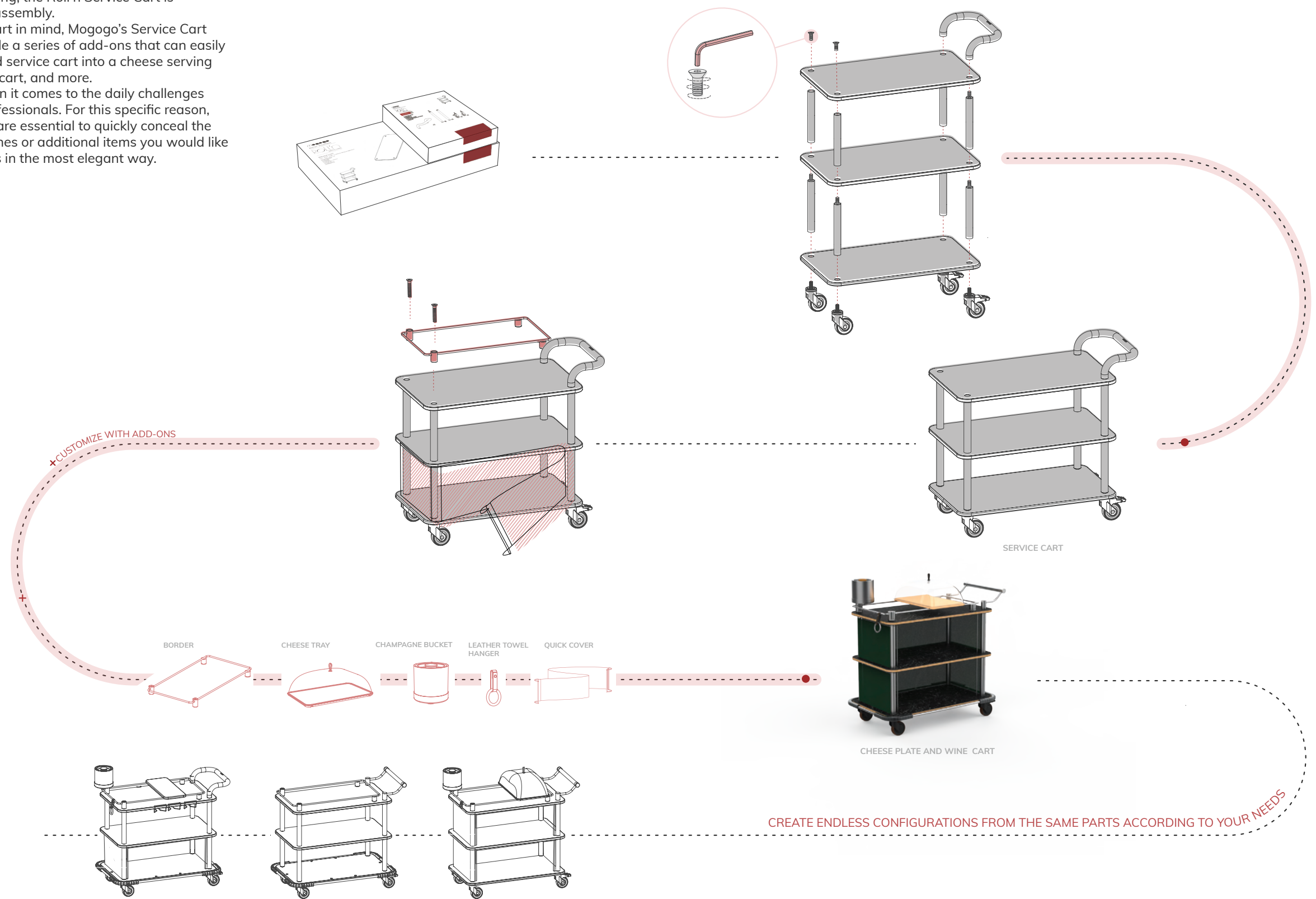
## MATERIALS

Style and durability were at the forefront in the selection of materials for the Roll'n collection. Choose between the original high density bamboo shelves (4), or our innovative BHP shelves, a composed material merging layers of High-Pressure Laminate with a Bamboo core, to create a lighter yet durable panel. These BHP Finishes resemble natural materials such as Nero Marquina Marble, Bengali Mango Wood, and Grey Slate (1-3). In addition, the Roll'n segments (legs) come in brushed stainless steel (5) and brushed brass (6) finish. Easily cover the shelves on your cart with our original quick covers (7). Durable and easy to clean, they are available in four color options. You can also choose between the luxurious hand-stitched genuine leather (8) handle, or the very durable and easy to clean stainless steel (5) handle.



HOW IT WORKS

Delivered in flat packaging, the Roll'n Service Cart is designed for effortless assembly. With a multi-purpose cart in mind, Mogogo's Service Cart was developed alongside a series of add-ons that can easily transform your standard service cart into a cheese serving cart, wine cart, cocktail cart, and more. Functionality is key when it comes to the daily challenges of Food & Beverage professionals. For this specific reason, Mogogo's quick-covers are essential to quickly conceal the two lower layers for dishes or additional items you would like to hide from your guests in the most elegant way.









MATERIAL GUIDE

Customize your Roll'n Service Carts by choosing from the different colors and finishes available. Simply choose your preferred design combination by inserting the corresponding letter to its designated space as demonstrated below.

Item code

Design combination

MG

C#####

TOP

SEGMENT

XX

TOP

SEGMENT

M

Nero Marquina Marble BHP

G

Grey Slate BHP

W

Bengali Mango Wood BHP

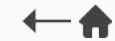
\*B

\* High-Density Bamboo finish only available in North America

\* High density Bamboo

\*Brass finish isn't available in configuration with stainless steel handle.

EXAMPLE:  
MGCRNX01MSXX =



SERVICE CART WITH LEATHER HANDLE

Our original Roll'n service cart with the hand-stitched genuine leather handle is iconic, adding sensuality and warmth, and loved by both staff and guests. The basic configuration is slick and can easily transform into a variety of conceptual configurations.

L

W

H

L41" W21" H36.5"

L104cm W53cm H93cm

MGCRNX01MSXX

MORE CONFIGURATIONS

TOP BORDER CART  
WITH LEATHER HANDLE  
MGCRNX02GSXX

MIXOLOGY CART  
WITH LEATHER HANDLE  
MGCRNX03BBXX

(shown with optional Golden-brown quick covers)

CHEESE PLATE & WINE CART  
WITH LEATHER HANDLE  
MGCRNX04WSXX

(shown with optional Jungle-Green quick covers)



CHEESE PLATE & WINE CART WITH LEATHER HANDLE  
MGCRNX04MSXX  
(shown with optional Charcoal-Black quick covers)

The iconic Roll'n Service Cart is customized with a border, cheese tray, leather towel hanger and champagne bucket.



MATERIAL GUIDE

Customize your Roll'n Service Carts by choosing from the different colors and finishes available. Simply choose your preferred design combination by inserting the corresponding letter to its designated space as demonstrated below.

Item code

Design combination

MG

C#####

TOP

SEGMENT

XX

TOP

SEGMENT

M

Nero Marquina Marble BHP

G

Grey Slate BHP

W

Bengali Mango Wood BHP

\*B

\* High-Density Bamboo finish only available in North America

S

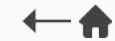
Brushed Stainless Steel

B

\*Brushed Brass

\*Brass finish isn't available in configuration with stainless steel handle.

EXAMPLE:  
MGCRNX01MSXX =



SERVICE CART WITH STAINLESS STEEL HANDLE\*

This new addition to the Roll'n collection comes with a stainless steel handle and is ideal for use in harsher environments.

\*Brass finish is not available with the stainless steel handle models

L

W

H

L41" W21" H36.5"  
L104cm W53cm H93cm  
MGCRNX09WSXX

MORE CONFIGURATIONS

TOP BORDER CART  
WITH STAINLESS STEEL HANDLE  
MGCRNX15WSXX  
(shown with optional Golden-brown quick covers)

MIXOLOGY CART  
WITH STAINLESS STEEL HANDLE  
MGCRNX16MSXX

CHEESE PLATE & WINE CART  
WITH STAINLESS STEEL HANDLE  
MGCRNX17GSXX  
(shown with optional Jungle-Green quick covers)



SERVICE CART WITH STAINLESS STEEL HANDLE  
MGCRNX09GSXX



MATERIAL GUIDE

Customize your Roll'n Service Carts by choosing from the different colors and finishes available. Simply choose your preferred design combination by inserting the corresponding letter to its designated space as demonstrated below.

Item code

Design combination

MG

C#####

TOP

SEGMENT

XX

TOP

SEGMENT

M

Nero Marquina Marble BHP

G

Grey Slate BHP

W

Bengali Mango Wood BHP

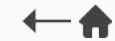
\*B

\* High-Density Bamboo finish only available in North America

\* High density Bamboo

\*Brass finish isn't available in configuration with stainless steel handle.

EXAMPLE:  
MGCRNX01MSXX =



SERVICE CART WITH LEATHER HANDLE AND HEAVY DUTY BUMPER

We've added a heavy-duty bumper to our carts for those applications where elegance meets the need for additional protection.

L

W

H

L42.5" W24" H36.5"  
L108cm W60.5cm H93cm

MGCRNX11BBXX

MORE CONFIGURATIONS

TOP BORDER CART  
WITH LEATHER HANDLE  
AND HEAVY DUTY BUMPER  
MGCRNX08GBXX  
(shown with optional Jungle-Green quick covers)

MIXOLOGY CART  
WITH LEATHER HANDLE  
AND HEAVY DUTY BUMPER  
MGCRNX13WSXX  
(shown with optional Golden-brown quick covers)

CHEESE PLATE & WINE CART  
WITH LEATHER HANDLE  
AND HEAVY DUTY BUMPER  
MGCRNX14MSXX  
(shown with optional Silver-grey quick covers)



MIXOLOGY CART WITH LEATHER HANDLE AND HEAVY DUTY BUMPER  
MGCRNX13WSXX  
(shown with optional Silver-grey quick covers)

Make drinks indoors and out with this tough and stylish cart, which comes equipped with a stainless steel handle, cutting board, top border, ice bucket and glass racks.



MATERIAL GUIDE

Customize your Roll'n Service Carts by choosing from the different colors and finishes available. Simply choose your preferred design combination by inserting the corresponding letter to its designated space as demonstrated below.

Item code

Design combination

MG

C#####

TOP

SEGMENT

XX

TOP

SEGMENT

M

Nero Marquina Marble BHP

S

Brushed Stainless Steel

G

Grey Slate BHP

B

\*Brushed Brass

W

Bengali Mango Wood BHP

\*B

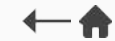
\* High-Density Bamboo finish only available in North America

\* High density Bamboo

\*Brass finish isn't available in configuration with stainless steel handle.

EXAMPLE:  
MGCRNX01MSXX

=



SERVICE CART WITH STAINLESS STEEL HANDLE AND HEAVY DUTY BUMPER\*

Our foremost durable cart comes with a stainless handle and heavy-duty bumper, designed to operate under intense use in harsh environments.

\*Brass Finish is not available with stainless steel handle models

L

W

H

L42.5" W24" H36.5"

L108cm W60.5cm H93cm

MGCRNX12GSXX

MORE CONFIGURATIONS

TOP BORDER CART  
WITH STAINLESS STEEL HANDLE  
AND HEAVY DUTY BUMPER  
MGCRNX18MSXX  
(shown with optional Jungle-Green quick covers)

MIXOLOGY CART  
WITH STAINLESS STEEL HANDLE  
AND HEAVY DUTY BUMPER  
MGCRNX19BSXX  
(shown with optional Silver-grey quick covers)

CHEESE PLATE & WINE CART  
WITH STAINLESS STEEL HANDLE  
AND HEAVY DUTY BUMPER  
MGCRNX20WSXX



TOP BORDER CART WITH STAINLESS STEEL HANDLE AND HEAVY DUTY BUMPER

MGCRNX18GSXX  
(shown with optional Silver-grey quick covers)

With a stainless steel handle, heavy-duty bumper and top border, this cart is all about performance but with style in mind. The top border keeps goods in place while also acting as the platform to change the function with add-ons.



# STYLE ON WHEELS













SYSTEM BREAKDOWN

The Roll'n System Breakdown consists of panels available in four finishes, leg segments available in two finishes, and an ever-expanding collection of functional accessories. This wide selection gives you the freedom to design your own cart depending on your specific needs or transform your existing basic cart into a Cheese & Wine or Mixology Cart.

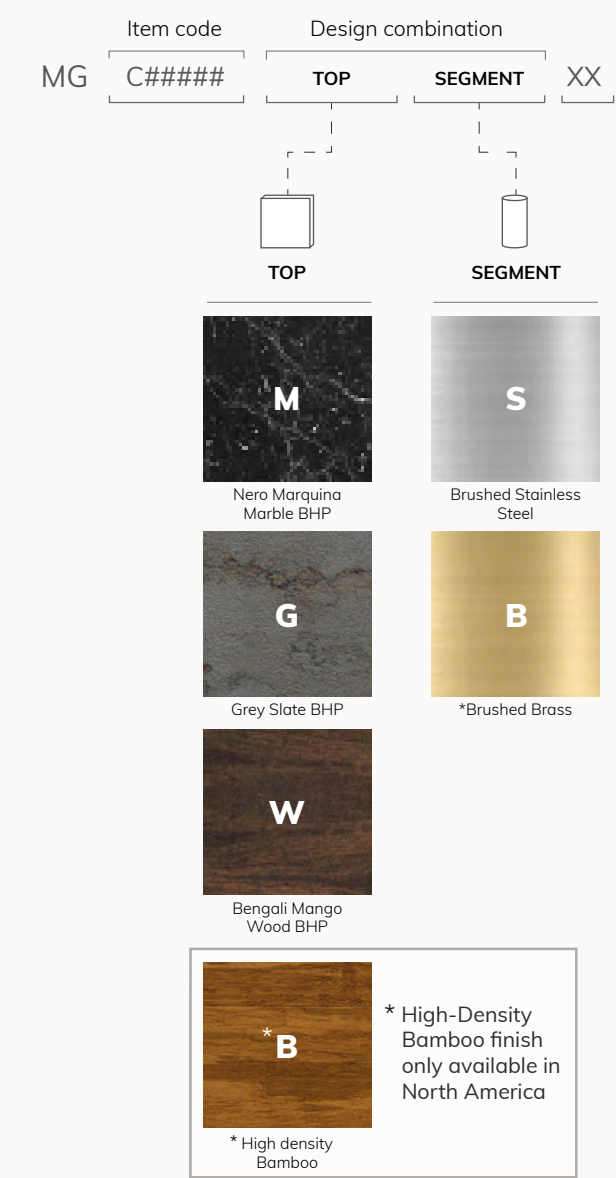
MOGOGO TOOLS

	1 piece	ALLEN KEY FOR M16	MGSAUXSS01
	1 piece	M16 SCREWS	MGSSCWMT01
	1 piece	FLAT WRENCH	MGSSCMSS03
	1 piece	BLACK SCREW CAP	MGSSACPL06
	1 piece	GREY SCREW CAP	MGSSACPL05
	1 piece	BROWN SCREW CAP	MGSSACPI02



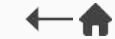
MATERIAL GUIDE

Customize your Roll'n Service Carts by choosing from the different colors and finishes available. Simply choose your preferred design combination by inserting the corresponding letter to its designated space as demonstrated below.

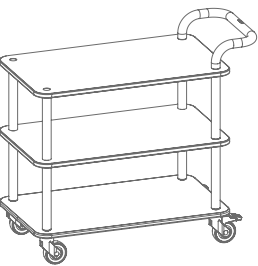


\*Brass finish isn't available in configuration with stainless steel handle.

EXAMPLE:  
MGCRNX01MSXX =



SERVICE CARTS



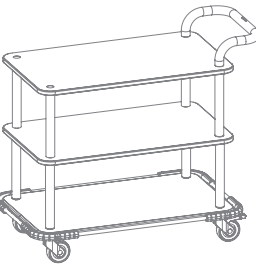
SERVICE CART WITH LEATHER HANDLE  
L41" W21" H36.5"  
L104cm W53cm H93cm

MGCRNX01 \_\_ XX



SERVICE CART WITH STAINLESS STEEL HANDLE  
L41" W21" H36.5"  
L104cm W53cm H93cm

MGCRNX09 \_\_ XX



SERVICE CART WITH LEATHER HANDLE AND HEAVY DUTY BUMPER  
L42.5" W24" H36.5"  
L108cm W60.5cm H93cm

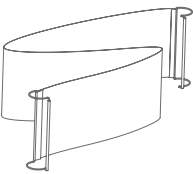
MGCRNX11 \_\_ XX



SERVICE CART WITH STAINLESS STEEL HANDLE AND HEAVY DUTY BUMPER  
L42.5" W24" H36.5"  
L108cm W60.5cm H93cm

MGCRNX12 \_\_ XX

QUICK COVERS



SERVICE CART QUICK COVERS  
2 per box




Golden-Brown

MGSQCOPV1301




Silver-Grey

MGSQCOPV1401



Charcoal-Black

MGSQCOPV2101



Jungle-Green

MGSQCOGP0701



SERVICE CART STORAGE COVERS  
2 per box

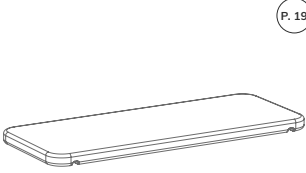
MGSQCOPV2901

MGSQCOPV3601

MGSQCOPV3701

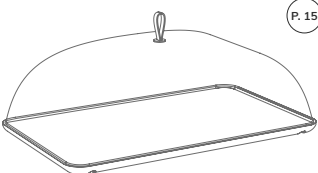
MGSQCOGP1201

ADD-ONS



CUTTING BOARD  
L19" W8" H0.7"  
L49cm W20cm H2cm  
fits Border

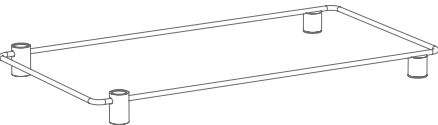
MGSSCMBM0201



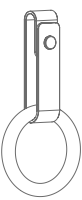
CHEESE TRAY  
L19" W12" H7"  
L49cm W30cm H17cm  
fits Border

MGSSCMBM0501

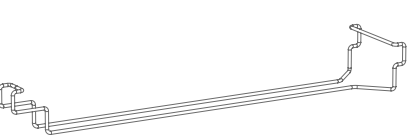
ADD-ONS




BORDER  
L31.5" W17" H2"  
L80cm W44cm H5cm  
fits service cart



LEATHER TOWEL HANGER  
fits Border



WINE GLASS HOLDER  
L21" W4" H2"  
L53cm W11cm H5.5cm  
Holds up to 6 wine glasses



ICE / CHAMPAGNE BUCKET  
Ø6" H6"  
Ø15.5cm H15.5cm  
fits Border



Brushed Stainless Steel

MGSSCMSS0401



Brushed Brass

MGSSCMBR0101

MGSSCMSL0101

MGSSCMSL0201

MGSSCMSS0501

MGSSCMBR0601

MGSSCMSS0601

-/-



mogogo  
BUFFET SOLUTIONS



POLO  
TABLES





**SQUARE BISTRO TABLE** MG CPRS01 WSXX \ \ **ROUND BISTRO TABLE** MG CPRR01 MSXX

INDEX





A PROFESSIONAL  
FOOD & BEVERAGE  
FURNITURE COMPANY

## BORN FROM AN INTERDISCIPLINARY PASSION FOR **Design x Food**



Mogogo is led by designers and chefs that are driven by the desire to introduce new, beautiful, and functional products to the market, with an environmentally friendly philosophy in mind.

WE PUSH  
THE CREATIVE ENVELOPE  
OF FUNCTION AND INNOVATION.



LINENLESS



MODULAR



MOBILE



SUSTAINABLE




ADD ONS









## ABOUT POLO COLLECTION

Mogogo's PoLo Tables are lightweight and extremely versatile, designed using our unique Modular System.

Available in Round, Square, or Oval Tabletop shapes, they offer a wide variety of combinations.

This approach allows for the same coffee table to be effortlessly transformed into a bistro or bar table and then into a champagne or dessert station in no time. It provides you with flexibility while also retaining simplicity and style.

## MATERIALS

Joining our Bamboo **(1)\*** collection is our new innovative BHP material. BHP is a newly composed material that arrived after two years of intense R&D. It merges layers of High-Pressure Laminate with a Vertical Bamboo core (Mogogo's expertise) creating a lighter yet durable panel that offers new textures and colors. This new material combines the advantages of both bamboo and HPL, perfect for the ever-changing needs of the hospitality industry. Available in a variety of finishes that resemble natural materials such as Nero Marquina Marble, Bengali Mango Wood, and Grey Slate, **(2-4)**, making it easy to match with any event and decor.

The innovative bamboo core of the BHP goes in line with Mogogo's sustainability motto while the HPL's outer coating is durable for different environments, hygienic, and easy to clean.

PoLo segments come in 2 finishes: brushed stainless steel **(5)** and brushed brass **(6)**.

\* High-Density Bamboo finish only available in North America

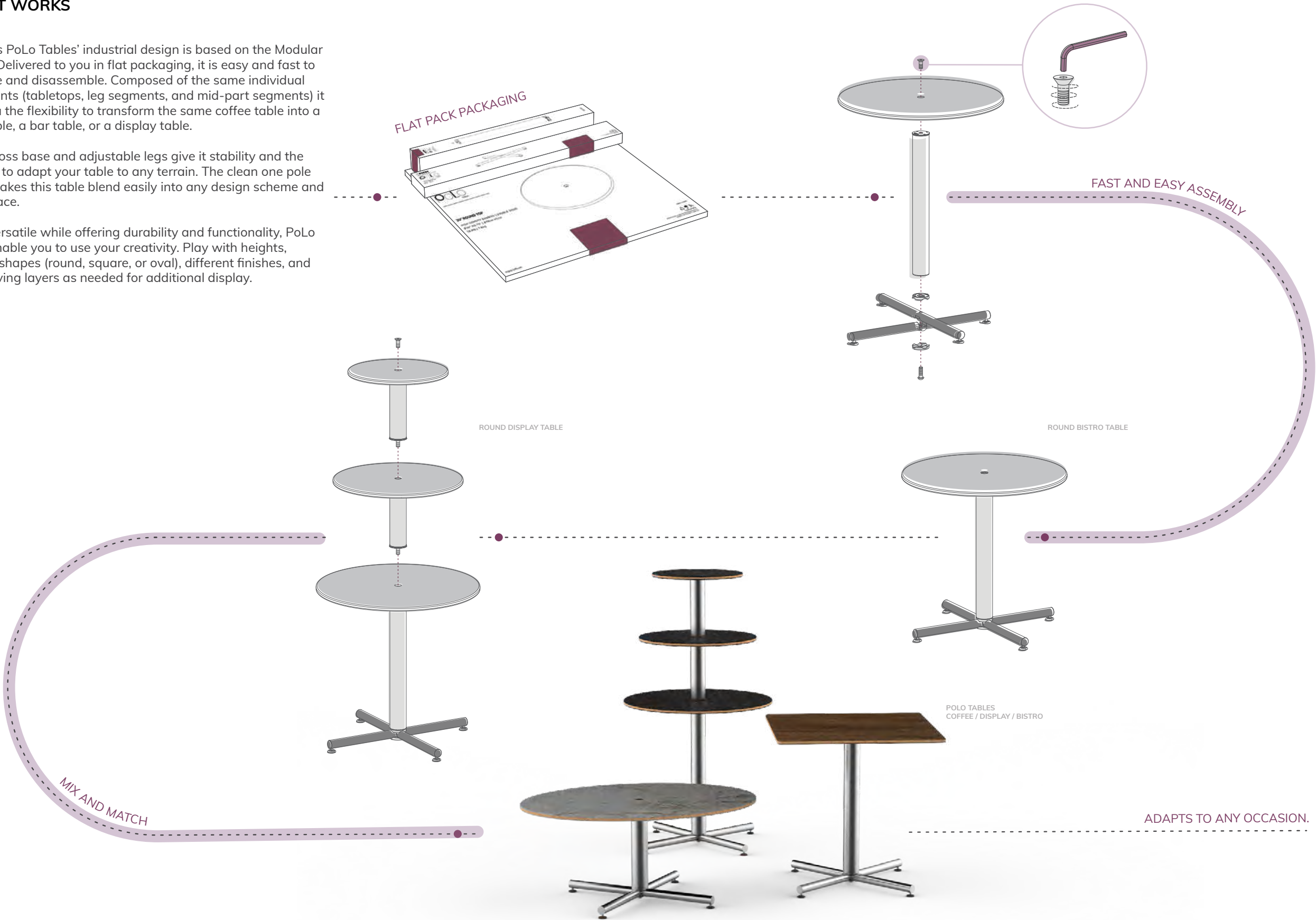


HOW IT WORKS

Mogogo's PoLo Tables' industrial design is based on the Modular System. Delivered to you in flat packaging, it is easy and fast to assemble and disassemble. Composed of the same individual components (tabletops, leg segments, and mid-part segments) it gives you the flexibility to transform the same coffee table into a bistro table, a bar table, or a display table.

PoLo's cross base and adjustable legs give it stability and the flexibility to adapt your table to any terrain. The clean one pole design makes this table blend easily into any design scheme and event space.

Highly versatile while offering durability and functionality, PoLo Tables enable you to use your creativity. Play with heights, tabletop shapes (round, square, or oval), different finishes, and add shelving layers as needed for additional display.







MG CPPS01 WBXX



MG CPRR01 MBXX



# COLOR COMBINATIONS



MG CPBR01GBXX

Different colors, shapes, and heights make the PoLo table perfect for multiple combinations and styles. Completely transform the atmosphere of your event by changing the tables' heights. From bar to bistro to coffee tables, try a combination to maximize space.



MG CPFV01 MSXX



\*  
Mix Nero Marquina Marble finish with brass for an elegant, classy look, while Grey Slate with stainless gives it an urban and outdoor feel.



MG CPBS02 WSXX







**OVAL COFFEE TABLE** MG CPFV01 WSXX



## COFFEE TABLES

In addition to being lightweight, quickly assembled, and versatile while offering durability, Mogogo Coffee Tables can be placed anywhere in the room, for both decorative and service purposes.

Combined with other available heights and tabletop shape options, you can create interesting visual variations in elevations to further add to your stylish display.



MATERIAL GUIDE

Customize your PoLo Tables by choosing from the different colors and finishes available. Simply choose your preferred design combination by inserting the corresponding letter to its designated space as demonstrated below.

MG

Item code

C#####

Design combination

TOP

SEGMENT

XX

TOP

SEGMENT

M

Nero Marquina Marble BHP

G

Grey Slate BHP

W

Bengali Mango Wood BHP

\*B

\* High-Density Bamboo finish only available in North America

EXAMPLE:  
MG CPBR01 MSXX =



ROUND COFFEE TABLE

Beautiful round coffee table for any small and intimate setup.

MG CPFR01 BSXX



SQUARE COFFEE TABLE

An elegant and stylish squared coffee table that will fit perfectly in any setup.

MG CPFS01 MBXX



OVAL COFFEE TABLE

Ideal oval shaped top that is bigger in size, making it perfect for a lounge or food display.

MG CPFV01 GSXX





**SQUARE BISTRO TABLE** MG CPRS01 WBXX

## BISTRO TABLES

The 30" (76 cm) table is the most common height and diameter utilized for dining tables in the hospitality industry. Available in both round and square tabletop shapes, the Mogogo PoLo Tables unique modular system allows to be transformed into a highboy or three-tier dessert station in just a few steps.

Mogogo Bistro Tables are designed for a lightweight, stylish, and clean look, in addition to their flexible and functional properties.



MATERIAL GUIDE

Customize your PoLo Tables by choosing from the different colors and finishes available. Simply choose your preferred design combination by inserting the corresponding letter to its designated space as demonstrated below.

MG

Item code

C#####

Design combination

TOP

SEGMENT

XX

TOP

SEGMENT

M

Nero Marquina Marble BHP

G

Grey Slate BHP

W

Bengali Mango Wood BHP

\*B

\* High-Density Bamboo finish only available in North America

S

Brushed Stainless Steel

B

Brushed Brass


EXAMPLE:  
MG CPBR01 MSXX =



**ROUND BISTRO TABLE**  
Ultimate round top dining table for any hospitality setting, with perfect height making it accessible.  
MG CPRR01 GSXX



**SQUARE BISTRO TABLE**  
Square dining table, the perfect size that fits any venue or display.  
MG CPRS01 WBXX



**SQUARE BISTRO TABLE** MG CPRS01 WBXX || **OVAL COFFEE TABLE** MG CPFV01 WBXX

High-Density Bamboo finish only available in North America





**ROUND BAR TABLE** MG CPBR01 MSXX \ **SQUARE BAR TABLE + SHELF** MG CPBS02 GSXX



## BAR TABLES

Mogogo Bar Tables consist of Round or Square Tabletops and elongated bases made of brushed stainless steel or brushed brass finish.

In addition to being sleek and eye-catching from anywhere in the room, these tables are highly sturdy and can be used in a number of ways. Additionally, can be placed near different height round or square tables for a unique take on serving drinks or delicacies.



MATERIAL GUIDE

Customize your PoLo Tables by choosing from the different colors and finishes available. Simply choose your preferred design combination by inserting the corresponding letter to its designated space as demonstrated below.

MG

Item code

C#####

Design combination

TOP

SEGMENT

XX

TOP

M

G

W

\*B

Nero Marquina Marble BHP

Grey Slate BHP

Bengali Mango Wood BHP

\* High-Density Bamboo finish only available in North America

SEGMENT

S

B

Brushed Stainless Steel

Brushed Brass

EXAMPLE:  
MG CPBR01 MSXX =



ROUND BAR TABLE

Easily portable round top that completes any fancy cocktail party.

MG CPBR01 WSXX



SQUARE BAR TABLE

Square bar table that looks fantastic in every social gathering.

MG CPBS01 GSXX



ROUND BAR TABLE + SHELF

Perfect round bar table with added lower shelf for modularity and style.

MG CPBR02 MBXX



SQUARE BAR TABLE + SHELF

Refined Square bar table with a shelf that is great to expose food or beverage in a unique way.

MG CPBS02 BBXX



## DAY & NIGHT

PoLo Tables fit in your morning coffee lounge just as well as they do in elegant evening events.



**ROUND COFFEE TABLE** MG CPFR01 GSXX



**ROUND DISPLAY TABLE** MG CPPR01 WBXX





**ROUND DISPLAY TABLE** MG CPPR01 MBXX



## DISPLAY TABLES

Celebrate in style with these elegant Round or Square Top Display Tables.

Create an artistic design to help enrich and elevate the way you serve. Choose this table in order to show off a divine selection of hors-d'oeuvres, wine, mixed drinks, or any type of finger food.

With an elevated base and impressive decoration, Mogogo Display Tables are visible from anywhere in the room and can serve desserts, champagne, or anything else you would like to bring to the attention of your guests.



MATERIAL GUIDE

Customize your PoLo Tables by choosing from the different colors and finishes available. Simply choose your preferred design combination by inserting the corresponding letter to its designated space as demonstrated below.

Item code

Design combination

MG

C#####

TOP

SEGMENT

XX

TOP

SEGMENT

M

Nero Marquina  
Marble BHP

S

Brushed Stainless  
Steel

G

Grey Slate BHP

B

Brushed Brass

W

Bengali Mango  
Wood BHP

\*B

\* High-Density  
Bamboo finish  
only available in  
North America

\* High density  
Bamboo

EXAMPLE:  
MG CPBR01 MSXX =



**ROUND DISPLAY TABLE**  
Graceful round display table with two shelves that adds a special touch to all your food and beverages.  
MG CPPR01 MBXX



**SQUARE DISPLAY TABLE**  
Classic yet fashionable square display table with two shelves that complete any display beautifully.  
MG CPPS01 GSXX



**SQUARE DISPLAY TABLE** MG CPPS01 GSXX





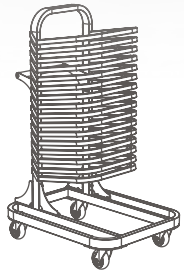
## TRANSFER & STORAGE CARTS

Mogogo's utility carts are designed for your convenience and mobility and are an integral part of the PoLo system as they make storing and assembling the tables easy. Whether it is to pull out the tabletops, to push them through the halls, or get in and out of elevators; they make the behind the scenes of your time-sensitive events easier and give you an extra push on productivity.



**SEGMENTS AND ADD-ONS  
TRANSFER AND STORAGE CART**  
L55.5" W31" H50"  
L141cm W79cm H127.5cm  
holds segments and cross bases for 15 PoLo tables

MG CUUX01 XXXX



**ROUND / SQUARE TOP  
TRANSFER AND STORAGE CART**  
L40" W31" H61"  
L101cm W79cm H155cm  
holds up to 16 PoLo round/square tops

MG CUUX04 XXXX

## UTILITY CART ADD-ON



**ROUND / SQUARE TOP CART ADD-ON  
SMALL SHELF STORAGE**  
L37" W17.5" H3"  
L94cm W44cm H7.5cm  
Holds a minimum of 16 PoLo round/square shelves  
MG SADDPS 0201
















SYSTEM BREAKDOWN

Mogogo's PoLo Table Collection is composed of three different shapes of tabletops: round, square and oval. Different sizes of leg segments are available in two finishes and optional smaller shelves in corresponding shapes.

Three types of parts; endless possibilities and table functions.

MOGOGO TOOLS

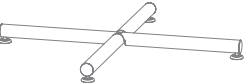
	1 piece	ALLEN KEY FOR M16	MG SAUXSS 0101
	1 piece	M16 SCREWS	MG SSCWMT 0101
 	1 piece	BLACK SCREW CAP	MG SSACPL 0601
 	1 piece	GREY SCREW CAP	MG SSACPL 0501
 	1 piece	BROWN SCREW CAP	MG SSACPI 0201
 X1  X2  X12		UTILITY KIT: ALLEN KEY FOR M16 2 M16 SCREWS 12 SCREW CAPS (4 Screw caps X 3 colors)	MG SSACSM 0102



LEGS



MG SPOLSS 0301   MG SPOLBR 0301



CROSS BASE  
30" | 76cm



12" SEGMENT  
H12" | H30cm




15" SEGMENT  
H15" | H38cm



26" SEGMENT  
H26" | H67cm

TOPS



★ High density Bamboo   Bengali Mango Wood BHP   Grey Slate BHP   Nero Marquina Marble BHP



30" ROUND TOP  
Ø30" | Ø76cm

MG SCRTBM 0102   MG SCRTHW 0101   MG SCRTHG 0101   MG SCRTHB 0101



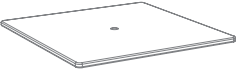
24" ROUND TOP  
Ø24" | Ø60cm

MG SCRTBM 0202   MG SCRTHW 0201   MG SCRTHG 0201   MG SCRTHB 0201



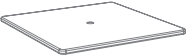
18" ROUND TOP  
Ø18" | Ø46cm

MG SCRTBM 0302   MG SCRTHW 0301   MG SCRTHG 0301   MG SCRTHB 0301



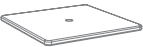
30" SQUARE TOP  
30" | 76cm

MG SPOLBM 0401   MG SPOLHW 0401   MG SPOLHG 0401   MG SPOLHB 0401



24" SQUARE TOP  
24" | 60cm

MG SPOLBM 0301   MG SPOLHW 0301   MG SPOLHG 0301   MG SPOLHB 0301



18" SQUARE TOP  
18" | 46cm

MG SPOLBM 0201   MG SPOLHW 0201   MG SPOLHG 0201   MG SPOLHB 0201



42.5" OVAL TOP  
L42.5" W30" | L108cm W76cm

MG SPOLBM 0101   MG SPOLHW 0101   MG SPOLHG 0101   MG SPOLHB 0101



mogogo  
BUFFET SOLUTIONS



CLIX  
TABLES

DISTRIBUTED BY:

 **steelite**  
INTERNATIONAL





**H30" ROUND TABLE** MG CCVR01 WBXX \ MG CCVR01 GBXX

INDEX





A PROFESSIONAL  
FOOD & BEVERAGE  
FURNITURE COMPANY

## BORN FROM AN INTERDISCIPLINARY PASSION FOR **Design x Food**



Mogogo is led by designers and chefs that are driven by the desire to introduce new, beautiful, and functional products to the market, with an environmentally friendly philosophy in mind.

WE PUSH  
THE CREATIVE ENVELOPE  
OF FUNCTION AND INNOVATION.



LINENLESS



MODULAR



MOBILE



SUSTAINABLE




ADD ONS









### ABOUT CLIX COLLECTION

Like everything designed by Mogogo, CliX is both functional and beautiful, all while making the lives of our customers a little bit easier. CliX is inspired by the existing strengths of Mogogo's modular buffet furniture while further exploring versatility and adaptability. From these two function-defining parameters came our patent-pending quick-lock mechanism. One click to attach and one twist to detach, CliX delivers a product that is easy to assemble and store.

Available in three different heights as well as three tabletop shapes each with three different finishes, CliX is another part of our quest to produce tools for professionals that combine maximum functionality with a refined design aesthetic.

CliX Tables redefine aesthetic and functional standards in the realm of F&B catering.

### MATERIALS

CliX tops are made of our innovative BHP material. BHP is a newly composed material that arrived after two years of intense R&D. It merges layers of High-Pressure Laminate with a Vertical Bamboo core (Mogogo's expertise) creating a lighter yet durable panel that offers new textures and colors. This new material combines the advantages of both bamboo and HPL, perfect for the ever-changing needs of the hospitality industry. Available in a variety of finishes that resemble natural materials such as Grey Slate, Nero Marquina Marble, and Bengali Mango Wood **(1-3)**, CliX makes it easy to match with any event and decor.

The innovative bamboo core of the BHP goes in line with Mogogo's sustainability motto while the HPL's outer coating is durable for different environments, hygienic, and easy to clean.

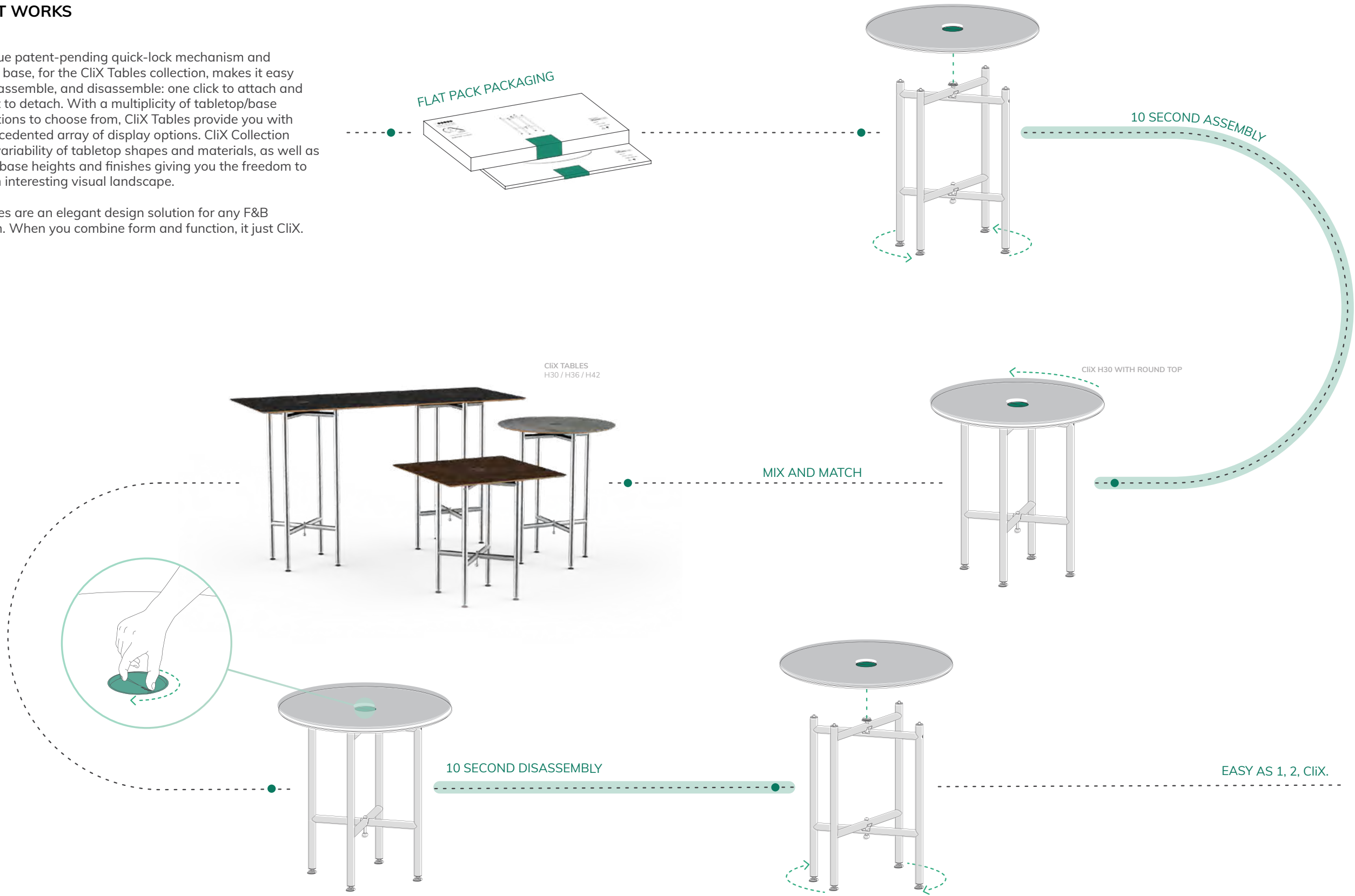
CliX bases come in 2 modern chic finishes- brushed stainless steel **(4)** and brushed brass **(5)**.



HOW IT WORKS

Our unique patent-pending quick-lock mechanism and universal base, for the CliX Tables collection, makes it easy to store, assemble, and disassemble: one click to attach and one twist to detach. With a multiplicity of tabletop/base combinations to choose from, CliX Tables provide you with an unprecedented array of display options. CliX Collection offers a variability of tabletop shapes and materials, as well as different base heights and finishes giving you the freedom to create an interesting visual landscape.

CliX Tables are an elegant design solution for any F&B operation. When you combine form and function, it just CliX.







MG CCVS01 MSXX (shown with optional bottom shelf)



MG CCYG01 GSXX



# COLOR COMBINATIONS

CliX's versatility allows for multiple color combinations, perfect for creating different vibes that are easily adaptable in multiple environments.



MG CCZG01 MBXX (shown with optional bottom shelves)

\*  
Mix Nero Marquina Marble finish with brass for an elegant, classy look, while Grey Slate with stainless gives it a more modern and sleek feel.



MG CCVR01 GBXX (shown with optional bottom shelf)



MG CCVG01 WBXX (shown with optional bottom shelves)





**H30" RECTANGLE TABLE** MG CCVG01 WBXX \ **H42" SQUARE TABLE** MG CCZS01 WBXX  
(shown with optional Square BHP bottom shelves in a Bengali Mango Wood finish)



**H30" SQUARE TABLE** MG CCVS01 MSXX

### H30" TABLES

CliX H30 embodies the most popular height for Catering Tables.

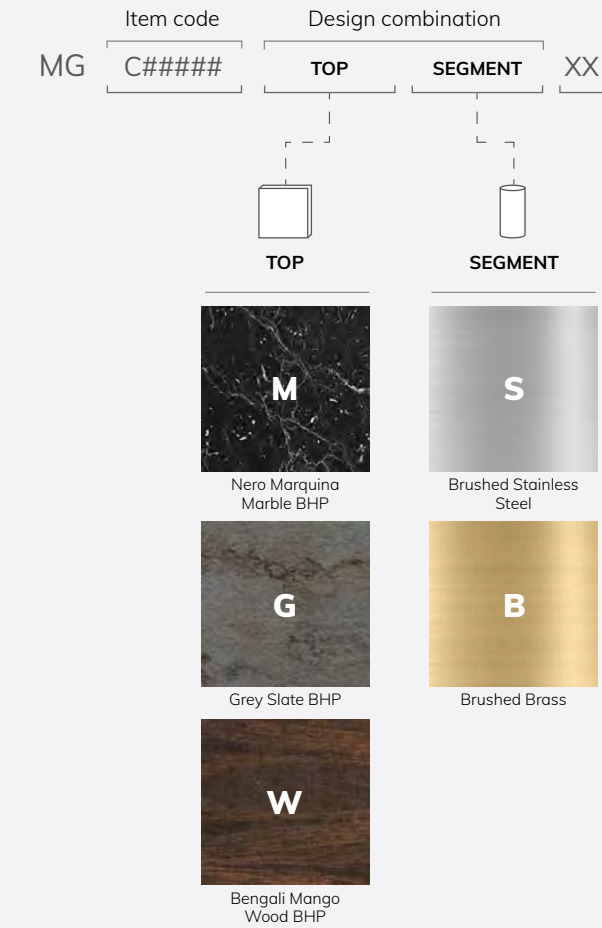
Standard in height, but not in design: CLiX H30 instantly elevates the event atmosphere to something quite sophisticated and chic.

Available in round, square, and rectangle tabletops, CliX H30 is an essential piece for any high end or laid back catering events; adding the perfect twist that clicks.



MATERIAL GUIDE

Customize your CliX Tables by choosing from the different colors and finishes available. Simply choose your preferred design combination by inserting the corresponding letter to its designated space as demonstrated below.



EXAMPLE:  
MG CCVR01 WBXX =



**H30" ROUND TABLE**  
CliX H30" | 76cm Base with a Round BHP top.  
Food displays will be at a whole other level with the Clix catering tables.  
MG CCVR01 GBXX



**H30" SQUARE TABLE**  
CliX H30" | 76cm Base with a Square BHP top.  
With these Clix tables, put together an events' buffet in just seconds.  
MG CCVS01 MSXX



**H30" RECTANGLE TABLE**  
CliX H30" | 76cm Base with a Rectangle BHP top.  
Showcase delicious food on a larger and elegant CliX Table.  
MG CCVG01 WSXX





**H36" SQUARE TABLE** MG CCYS01 MSXX  
 (shown with optional Square BHP bottom shelf in a Nero Marquina Marble finish)  
**H30" ROUND TABLE** MG CCVR01 GSXX  
 (shown with optional Round BHP bottom shelf in a Grey Slate finish)



**H36" RECTANGLE TABLE** MG CCYG01 WBXX

## H36" TABLES

CliX H36 serves as the perfect intermediate between a Bar and Dining Table height.

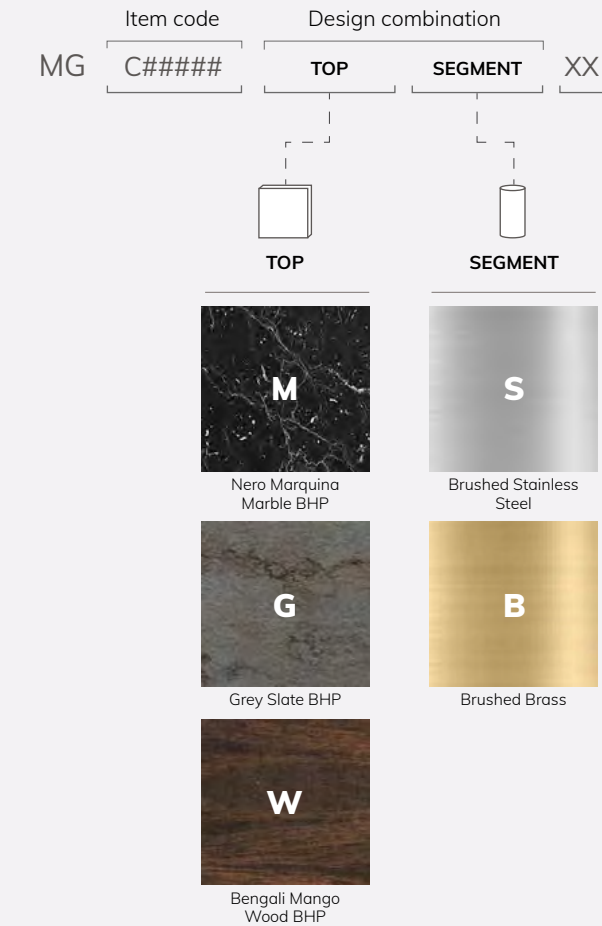
Created to add further vertical diversity, it is a great addition to its other catering companions.

Available in round, square, and rectangle tabletops, CliX H36 completes the vision of a diverse and surprising visual landscape for any event.

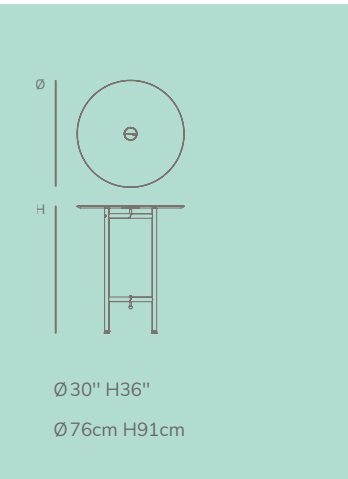


MATERIAL GUIDE

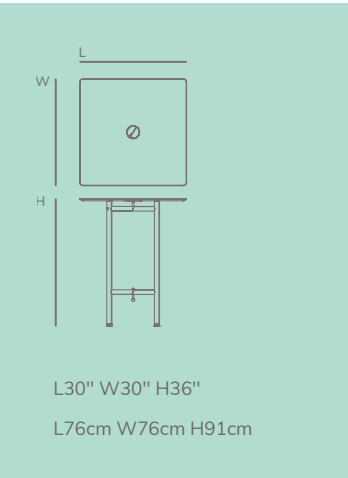
Customize your CliX Tables by choosing from the different colors and finishes available. Simply choose your preferred design combination by inserting the corresponding letter to its designated space as demonstrated below.



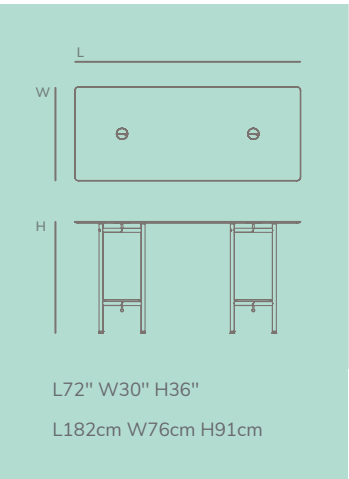
EXAMPLE:  
MG CCVR01 WBXX =



**H36" ROUND TABLE**  
CliX H36" | 91cm Base with a Round BHP top.  
Smoothly gather guests around CliX tables at any event.  
MG CCYR01 MSXX



**H36" SQUARE TABLE**  
CliX H36" | 91cm Base with a Square BHP top.  
Easily mobile and light, the CliX are perfect for ever-changing events.  
MG CCYS01 WBXX



**H36" RECTANGLE TABLE**  
CliX H36" | 91cm Base with a Rectangle BHP top.  
This CliX rectangular shape allows for multiple food displays and options.  
MG CCYG01 GSXX







**H42" SQUARE TABLE** MG CCZS01 WBXX  
(shown with optional Square BHP bottom shelf in a Bengali Mango Wood finish)



**H42" RECTANGLE TABLE** MG CCZG01 GSXX \\ **H36" ROUND TABLE** MG CCYR01 GSXX  
(shown with optional Round BHP bottom shelf in a Grey Slate finish)

## H42" TABLES

CliX H42 is a high and lightweight catering table, perfect as a High-Boy Bar Table or simply used as a Display table.

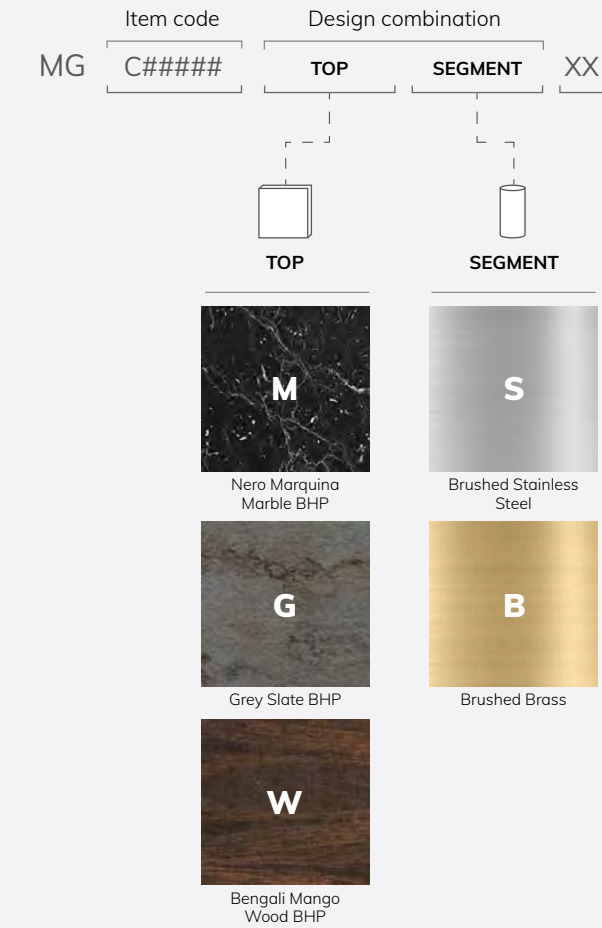
Ten seconds to assemble, ten seconds to disassemble, discover a new dimension of functionality with our patent pending mechanism.

Available in round, square, and rectangle tabletops, CliX H42 will upgrade any catering space into a high-end-design social environment.



MATERIAL GUIDE

Customize your CliX Tables by choosing from the different colors and finishes available.  
Simply choose your preferred design combination by inserting the corresponding letter to its designated space as demonstrated below.



EXAMPLE:  
MG CCVR01 WBXX =



**H42" ROUND TABLE**  
CliX H42" | 106cm Base with a Round BHP top.  
Scatter these CliX tables around the venue to present different finger foods and cocktails.

MG CCZR01 GSXX



**H42" SQUARE TABLE**  
CliX H42" | 106cm Base with a Square BHP top.  
Quickly set the atmosphere of any event with these stunning tables.

MG CCZS01 WSXX



**H42" RECTANGLE TABLE**  
CliX H42" | 106cm Base with a Rectangle BHP top.  
The ideal CliX table for larger buffet spreads and food displays.

MG CCZG01 MBXX



**DAY & NIGHT**


CliX tables can help serve guests by the poolside in the morning, as well as gathering them around elegant bar tables in ballroom evening events.



**H30" RECTANGLE TABLE** MG CCVG01 WSXX



**H42" ROUND TABLE** MG CCZR01 MBXX  
(shown with optional Round BHP bottom shelf in a Nero Marquina Marble finish)

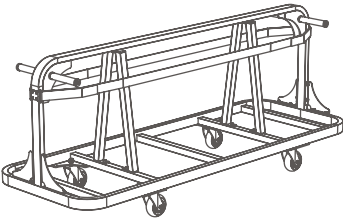


**H42" SQUARE TABLE** MG CCZS01 MBXX  
(shown with optional Square BHP bottom shelf in a Nero Marquina Marble finish)

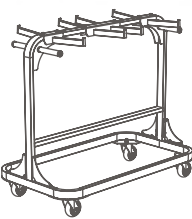


TRANSFER & STORAGE CARTS

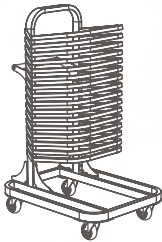
Mogogo's utility carts are designed for your convenience and mobility and are an integral part of the CliX system as they make storing and assembling the tables easy. Whether it is to pull out the tabletops, to push them through the halls, or get in and out of elevators, they make the behind the scenes of your time-sensitive events easier and give you an extra push on productivity.



**LARGE PLATE  
TRANSFER AND STORAGE CART**  
L86.5" W31" H36.5"  
L220cm W79cm H92.5cm  
holds up to 18 CliX rectangle tops  
MG CUUX03 XXXX

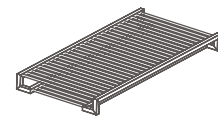


**LEG TRANSFER  
AND STORAGE CART**  
L55.5" W31" H50"  
L141cm W79cm H127.5cm  
holds up to 16 folded CliX legs  
MG CUUX02 XXXX




**ROUND / SQUARE TOP  
TRANSFER AND STORAGE CART**  
L40" W31" H61"  
L101cm W79cm H155cm  
holds up to 16 CliX round/square tops  
MG CUUX04 XXXX

UTILITY CART ADD-ON



**ROUND / SQUARE TOP CART ADD-ON  
SMALL SHELF STORAGE**  
L37" W17.5" H3"  
L94cm W44cm H7.5cm  
Holds a minimum of 16 CliX round/square shelves  
MG SADDPS 0201



**ROUND / SQUARE TOP TRANSFER AND STORAGE CART** MG CUUX04 XXXX





### SYSTEM BREAKDOWN

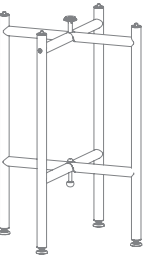
Mogogo's CliX Catering Tables Collection offers endless combinations with only two basic elements at its core: Tabletop and Base.

Tabletops are available in three shapes and Three different materials. Table Bases are available in three heights and two stunning finishes. Bottom shelves are available in two shapes to add extra storage or display space.

Delivering on our promise of high functionality and diversity, the CliX Collection reveals a new paramount in product design for hospitality.



BASES



30" BASE  
H30" | H76cm



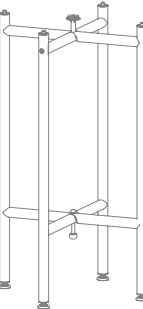
Brushed Stainless Steel



Brushed Brass

MG SCLXSS 0101

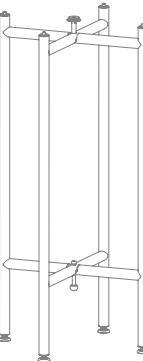
MG SCLXBR 0101



36" BASE  
H36" | H91cm

MG SCLXSS 0201

MG SCLXBR 0201



42" BASE  
H42" | H106cm

MG SCLXSS 0301

MG SCLXBR 0301

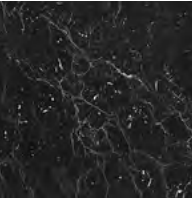
TOPS



Bengali Mango  
Wood BHP



Grey Slate BHP



Nero Marquina  
Marble BHP



MG SCXTHW 0101

MG SCXTHG 0101

MG SCXTHB 0101

RECTANGLE BHP TOP  
L72" W30" | L182cm W76cm

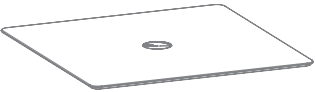


MG SCXTHW 0201

MG SCXTHG 0201

MG SCXTHB 0201

ROUND BHP TOP  
Ø30" | Ø76cm



MG SCXTHW 0301

MG SCXTHG 0301

MG SCXTHB 0301

SQUARE BHP TOP  
30" | 76cm

SHELVES

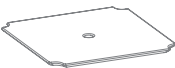


MG SCXBHW 0101

MG SCXBHG 0101

MG SCXBHB 0101

ROUND BHP BOTTOM SHELF  
Ø18.5" | Ø47cm



MG SCXBHW 0201

MG SCXBHG 0201

MG SCXBHB 0201

SQUARE BHP BOTTOM SHELF  
14" | 36cm



mogogo  
BUFFET SOLUTIONS



V·Shield  
SYSTEM

2023 / 2024



Back to  
Catalog  
Selection

DISTRIBUTED BY:

 **steelite**  
INTERNATIONAL





**DOUBLE WIDE SHIELD WITH OPENING**  
MG CDVO03 CSAS

**INDEX**

4	About Mogogo
6	About The V-Shield System
7	Materials
8	How It Works
12	Single Shield
14	Multiple Shield Configurations
18	Unique features
19	V-Shield components





A MODERN  
FOODSERVICE  
FURNITURE BRAND

## BORN FROM A PASSION FOR **Style & Gastronomy**



Mogogo is led by designers and chefs that are aiming to introduce innovative, luxurious, and highly functional equipment to foodservice professionals.

A PERFECT BALANCE  
OF LUXURY AND FUNCTION



LINENLESS



MODULAR



MOBILE



SUSTAINABLE



ADD ONS





## MATERIALS

The V-Shield System is made of hygienic and durable materials to ensure it holds up under challenging conditions.

(1) 1/4" (6mm) thick Acrylic Panel

(2) 1/4" (6mm) thick Stainless Steel Base

(3) Tailor-made powder coated aluminum profile uprights.

## ABOUT THE V-SHIELD COLLECTION

Mogogo's "Free Standing" V-Shield System was designed for safety, without sacrificing quality and aesthetics.

It can be utilized on most surfaces of any length with adaptive features to turn corners and shield the edges.

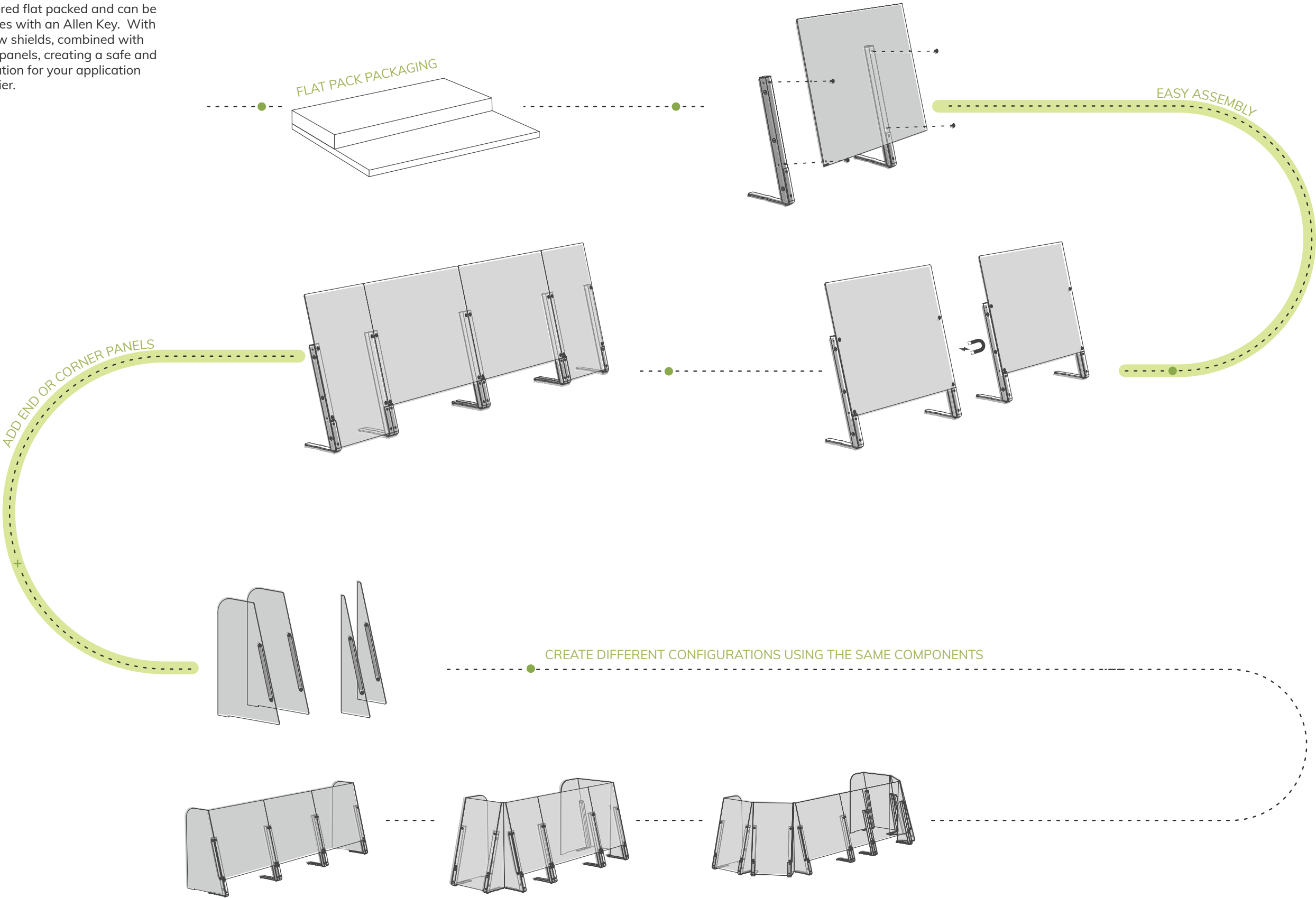
The system consists of two different size guards with the option of a full or partially full-length acrylic panel, depending on the specific application.

The V-Shield legs are equipped with magnets, alignment notches and anti-slip pads for additional stability and a clean gap-free appearance.



HOW IT WORKS

V-Shields are delivered flat packed and can be assembled in minutes with an Allen Key. With the wide and narrow shields, combined with the corner and end panels, creating a safe and functional configuration for your application has never been easier.









ANTI-SLIP PADS



ALIGNMENT NOTCHES



PANEL WITH OPENING




CORNER PANEL




FULL PANEL



GUIDING PINS



END PANEL

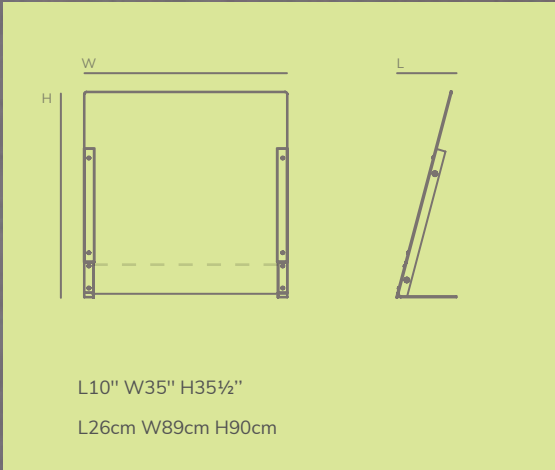


MAGNETS





**WIDE SHIELD**  
MGCDVO01CSAS



**SINGLE WIDE UNITS**



WIDE SHIELD  
W89cm H90cm | W35\"/>

WIDE SHIELD WITH OPENING  
W89cm H90cm | W35\"/>

**SINGLE NARROW UNITS**



NARROW SHIELD  
W50cm H90cm | W20\"/>

NARROW SHIELD WITH OPENING  
W50cm H90cm | W20\"/>




## MULTIPLE SHIELD CONFIGARATIONS



**DOUBLE WIDE SHIELD WITH OPENING**  
MGCDV003CSAS




DOUBLE CONFIGURATIONS



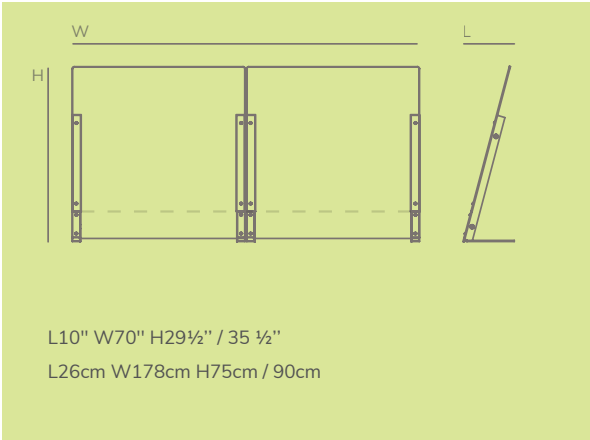
DOUBLE WIDE SHIELD  
W178cm H90cm | W70" H35½"  
MGCDVO03CSAC  
for 6' | 180cm TABLE



DOUBLE WIDE SHIELD WITH OPENING  
W178cm H90cm | W70" H35½"  
MGCDVO03CSAS  
for 6' | 180cm TABLE



DOUBLE WIDE SHIELD WITH OPENING AND END PANELS  
W178cm H90cm | W70" H35½"  
MGCDVO04CSAS  
for 6' | 180cm TABLE



TRIPLE CONFIGURATIONS



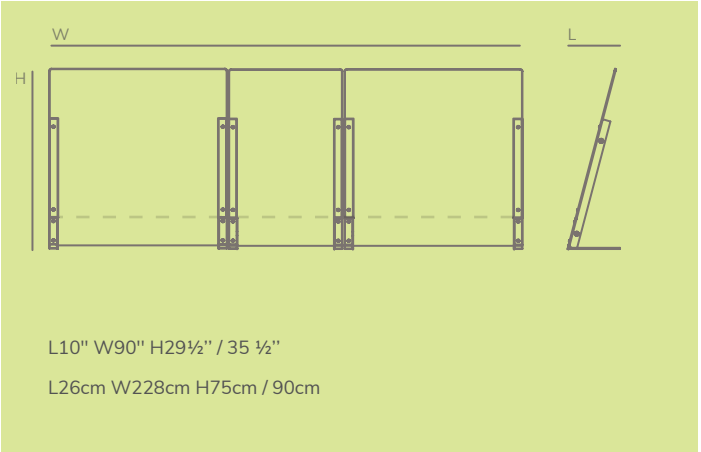
EXTRA WIDE SHIELD  
W228cm H90cm | W90" H35½"  
MGCDVO05CSAC  
for 8' | 244cm TABLE



EXTRA WIDE SHIELD WITH OPENING  
W228cm H90cm | W90" H35½"  
MGCDVO05CSAS  
for 8' | 244cm TABLE



EXTRA WIDE SHIELD WITH OPENING AND END PANELS  
W228cm H90cm | W90" H35½"  
MGCDVO06CSAS  
for 8' | 244cm TABLE






UNIQUE FEATURES

CORNER PANELS


The V-shield corner panels are designed to create configurations that require tight corners or a gentle radius, while maintaining a tight seal.



V-SHIELD COMPONENTS



WIDE ACRYLIC PANEL  
W89cm H91cm | W35" H36"  
MGVSVDPG0101



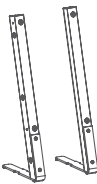
WIDE ACRYLIC PANEL WITH OPENING  
W89cm H75cm | W35" H29½"  
MGVSVDPG0201



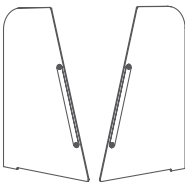
NARROW ACRYLIC PANEL  
W50cm H91cm | W20" H36"  
MGVSVDPG0301



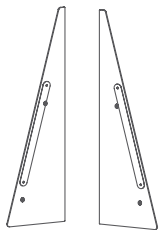
NARROW ACRYLIC PANEL WITH OPENING  
W50cm H75cm | W20" H29½"  
MGVSVDPG0401




SET OF LEGS  
MGVSVDSM0101



SET OF ACRYLIC END PANELS  
MGVSVDSM0301



SET OF ACRYLIC CORNER PANELS  
MGVSVDSM0201



END PANELS

The V-Shield end panels are aimed to complete any guard configuration and provide a safe environment for both the guest and server.





mogogo



Canvas  
SHELVING SYSTEM

2023/2024



Back to  
Catalog  
Selection

DISTRIBUTED BY: 





**BASE UNIT WITH CASTERS** | HANGER BAR | ANGLED SHELF | CRATE  
BOTTLE HOLDER | SHELF | SHELF RETAINING BAR | SHELF WITH BORDER | DIVIDER

INDEX

4	<a href="#">About Mogogo</a>
8	<a href="#">About the Canvas Collection</a>
9	<a href="#">Materials</a>
10	<a href="#">How It Works</a>
12	<a href="#">Details</a>
14	<a href="#">Single unit - basic shelves</a>
18	<a href="#">Single unit - mixed add-ons</a>
22	<a href="#">Single unit - crates and more</a>
28	<a href="#">Multi unit con igiturations</a>
34	<a href="#">System breakdown</a>
36	<a href="#">Add-ons</a>
40	<a href="#">Express your shelf</a>





A MODULAR F&B  
FURNITURE BRAND

## BORN FROM A PASSION FOR **STYLE & GASTRONOMY**



Mogogo is led by designers and chefs that are aiming to introduce innovative, luxurious, and highly functional equipment to foodservice professionals.



LINENLESS



MODULAR



MOBILE



SUSTAINABLE



ADD ONS





**BACK BAR UNIT** MGCCAN05DCXW

**MIXOLOGY SERVICE CART** MGCRNX03BSXX

**ROUND POLO DISPLAY TABLE** MGCPPR01MBXX

**PRO BAR STATION** MGCMLC05GSXW







## ABOUT THE CANVAS COLLECTION

The Canvas Collection is an innovative shelving system for the hospitality sector, acting as a blank page allowing professionals to accomplish their creative vision. The collection is Ideal as a back bar or for showcasing food and beverages and related products.

It combines function with uncluttered aesthetics to create this versatile range of shelving, taking into consideration the unique and challenging requirements of foodservice.



## MATERIALS

The usage of ecological materials is part of a global movement that aims to convey the message that luxury and sustainability go together. The bamboo frame is lightweight and highly structural, joined by decorative metal features to create a fine balance between traditional woodcraft and modern design.

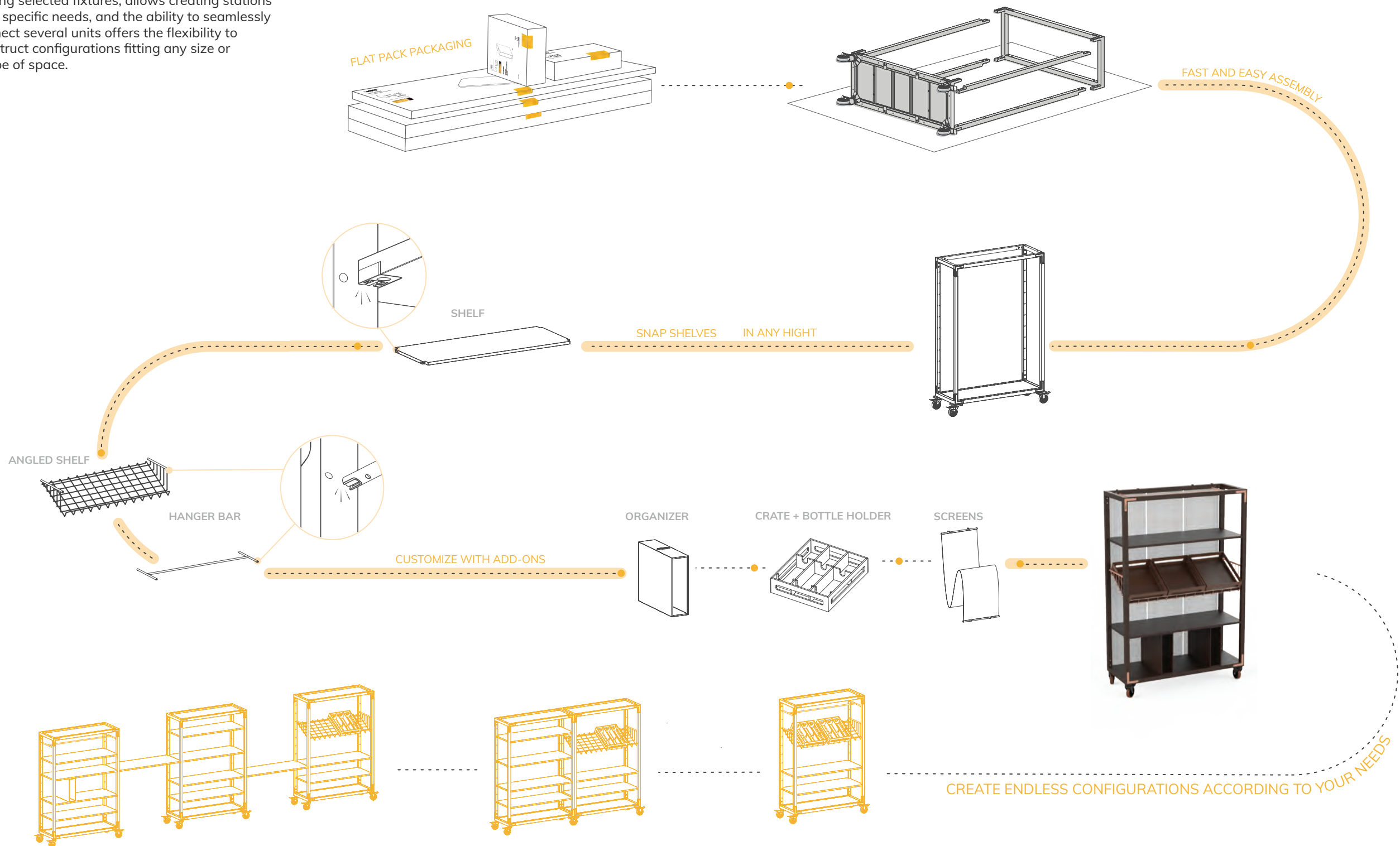
Natural horizontal bamboo | Sandblasted Stainless Steel. NATURAL

Dark brown stained bamboo | Sandblasted Copper-plated Stainless Steel. DARK LUX






HOW IT WORKS

Starting with an unfilled Canvas structure then adding selected fixtures, allows creating stations with specific needs, and the ability to seamlessly connect several units offers the flexibility to construct configurations fitting any size or shape of space.





**DETAILS**



**EXPRESS  
YOUR  
SHELF**



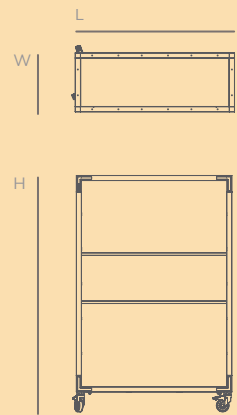




### SINGLE UNIT - BASIC SHELVES

Organization and accessibility are foundation stones for a functional station. Whether it is used front of house or behind the scenes, several shelves can be set at different heights in a matter of seconds creating a practical and stylish tool. The unit can be covered partially or completely with the use of easy to install screens.

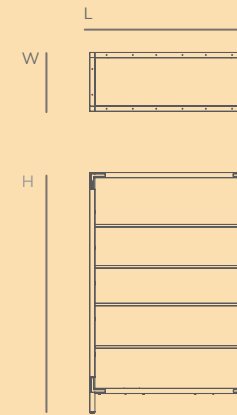




L48½" W18" H73½"  
L122.5cm W46cm H186cm

#### TWO SHELF UNIT

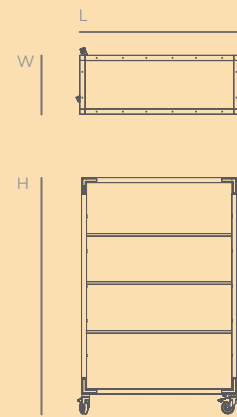
■ **NATURAL | CASTERS**.....MGCCAN17NSXW  
 NATURAL | LEGS.....MGCCAN17NSXF  
 DARK-LUX | CASTERS.....MGCCAN17DCXW  
 DARK-LUX | LEGS.....MGCCAN17DCXF



L48½" W18" H73½"  
L122.5cm W46cm H186cm

#### FOUR SHELF UNIT

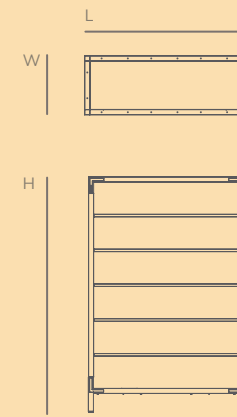
NATURAL | CASTERS.....MGCCAN18NSXW  
 NATURAL | LEGS.....MGCCAN18NSXF  
 DARK-LUX | CASTERS.....MGCCAN18DCXW  
 ■ **DARK-LUX | LEGS**.....MGCCAN18DCXF



L48½" W18" H73½"  
L122.5cm W46cm H186cm

#### THREE SHELF UNIT

NATURAL | CASTERS.....MGCCAN14NSXW  
 NATURAL | LEGS.....MGCCAN14NSXF  
 ■ **DARK-LUX | CASTERS**.....MGCCAN14DCXW  
 DARK-LUX | LEGS.....MGCCAN14DCXF



L48½" W18" H73½"  
L122.5cm W46cm H186cm

#### FIVE SHELF UNIT

NATURAL | CASTERS.....MGCCAN09NSXW  
 ■ **NATURAL | LEGS**.....MGCCAN09NSXF  
 DARK-LUX | CASTERS.....MGCCAN09DCXW  
 DARK-LUX | LEGS.....MGCCAN09DCXF



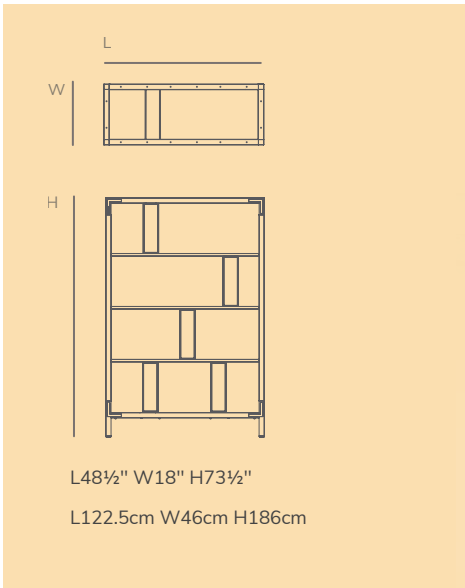


SINGLE UNIT - MIXED ADD-ONS

Mixing and matching is as simple as ever, and while installing the add-ons is user-friendly, the outcome is sophisticated and versatile. The shelf selection and designated add-ons are intended to offer you the freedom of expression when presenting food and beverage or your decoration of choice.



ROOM DIVIDER MGCCAN08DCXW



ROOM DIVIDER

This Room Divider creates a sophisticated atmosphere and lining up multiple units can create division and a seamless appearance to any space. The shelf rail allows the dividers to be moved easily while in place to achieve a customized solution for your specific needs.



- NATURAL | CASTERS.....MGCCAN08NSXW
- NATURAL | LEGS.....MGCCAN08NSXF
- DARK-LUX | CASTERS.....MGCCAN08DCXW
- DARK-LUX | LEGS.....MGCCAN08DCXF

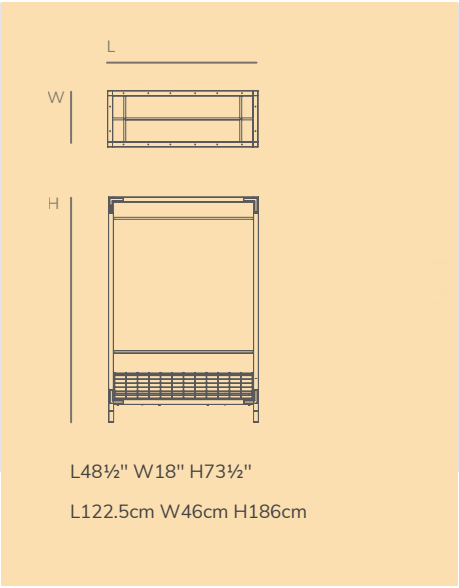




DESSERT STATION

This unit aims to focus attention on selected food items, such as exquisite "petit fours" or other food creations you wish to treat and showcase as jewels. It comes with two shelves and a slick sign to let your guests know what all the fuss is about.

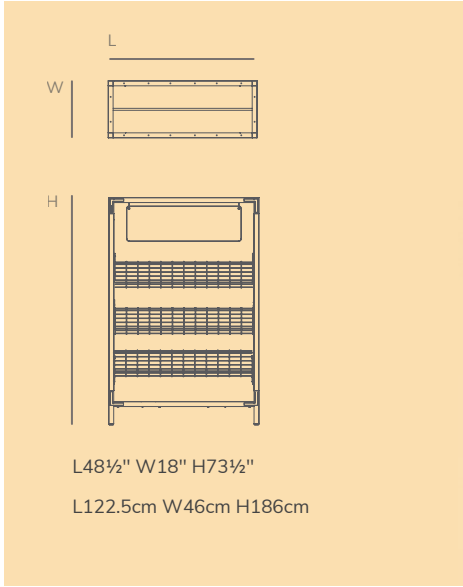
■ NATURAL   CASTERS	MGCCAN15NSXW
NATURAL   LEGS	MGCCAN15NSXF
DARK-LUX   CASTERS	MGCCAN15DCXW
DARK-LUX   LEGS	MGCCAN15DCXF



COAT RACK

The Canvas system function can be stretched beyond the common usage to other hospitality areas, such as this portable coat rack station and many others, helping to overcome your daily challenges.

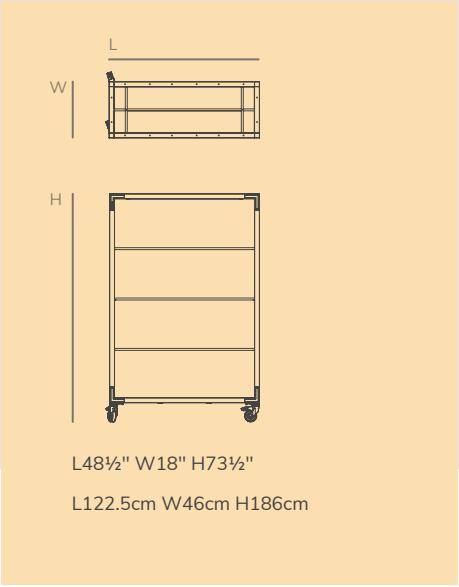
NATURAL   CASTERS	MGCCAN11NSXW
NATURAL   LEGS	MGCCAN11NSXF
DARK-LUX   CASTERS	MGCCAN11DCXW
■ DARK-LUX   LEGS	MGCCAN11DCXF



ANGLED SHELF SIGNAGE UNIT

This unit takes food presentation seriously! The angled stainless steel wire shelf offers food and related ingredients to be presented in an optimal style, and the hanging blackboard sign allows you to compose a unique story time after time.

NATURAL   CASTERS	MGCCAN16NSXW
■ NATURAL   LEGS	MGCCAN16NSXF
DARK-LUX   CASTERS	MGCCAN16DCXW
DARK-LUX   LEGS	MGCCAN16DCXF



HANGING UNIT

A clean and mentalistic hanging station offers to use the Canvas in exacting ways and discover new ideas to wow your guests, such as an indoor vertical herb garden or other ideas that you will come up with.

NATURAL   CASTERS	MGCCAN10NSXW
NATURAL   LEGS	MGCCAN10NSXF
■ DARK-LUX   CASTERS	MGCCAN10DCXW
DARK-LUX   LEGS	MGCCAN101DCXF





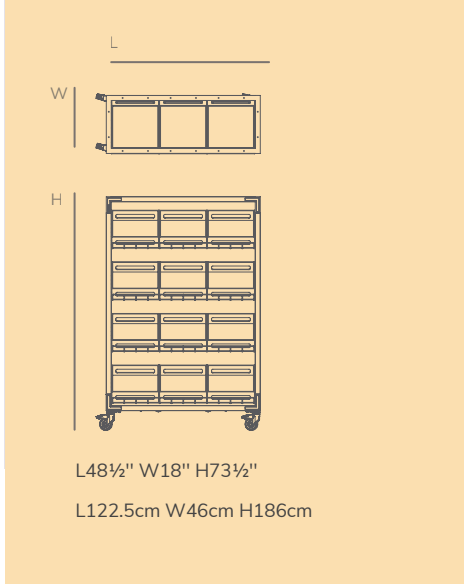
GRAB AND GO SIGNAGE UNIT MGCCAN03NSXW



## SINGLE UNIT - CRATES AND MORE

This group of configurations is defined by the crates they hold, allowing the operator to store and display most anything they wish. Combined with shelving and signage, they can perform many functions in a variety of locations while offering versatility and beauty.

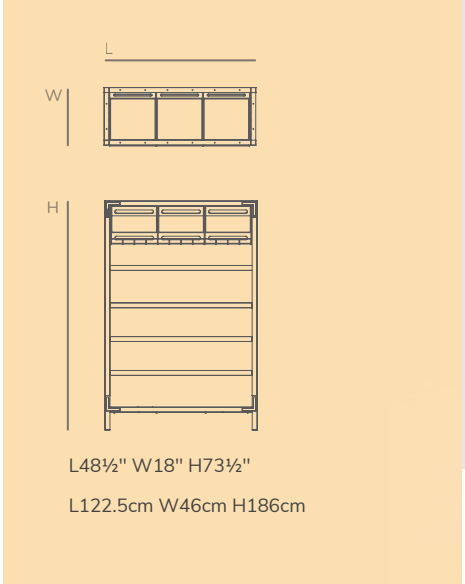




ANGLED SHELF UNIT

The wooden display crates with fresh vegetables, breads, combined with the olive oil bottles, bags of flour and other quality ingredients, are sure to tell your guest that a wonderful dish is on the way. Ultimately, completing the sensory experience that is so essential in hospitality!

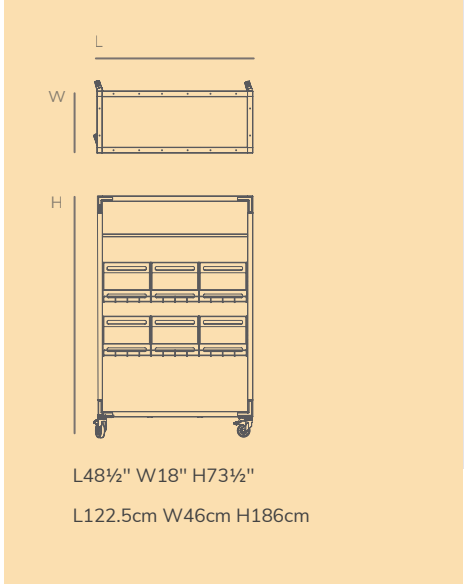
■ NATURAL   CASTERS	MGCCAN12NSXW
NATURAL   LEGS	MGCCAN12NSXF
DARK-LUX   CASTERS	MGCCAN12DCXW
DARK-LUX   LEGS	MGCCAN12DCXF



GRAB AND GO UNIT

Snacks, fruit and a variety of goods your guests desire to Grab and Go, will be displayed perfectly on this Canvas configuration. The angled shelf will improve visibility and create a complete experience.

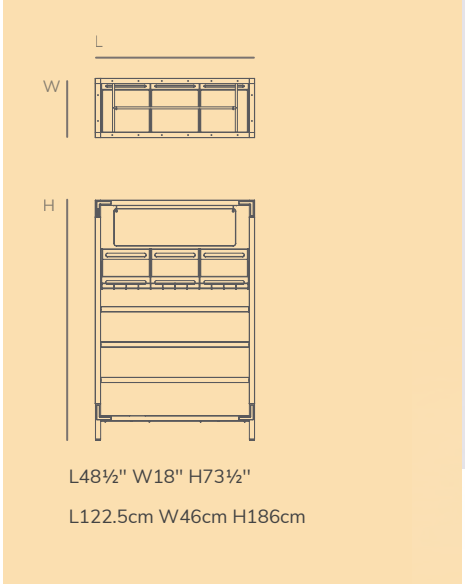
NATURAL   CASTERS	MGCCAN02NSXW
NATURAL   LEGS	MGCCAN02NSXF
DARK-LUX   CASTERS	MGCCAN02DCXW
■ DARK-LUX   LEGS	MGCCAN02DCXF



FARM TO TABLE

What is more appetizing than knowing that what you are about to eat is made from farm fresh ingredients. This Farm to Table Station was developed with this in mind and provides you a variety of display solutions that can effortlessly be customized according to the menu.

NATURAL   CASTERS	MGCCAN04NSXW
NATURAL   LEGS	MGCCAN04NSXF
■ DARK-LUX   CASTERS	MGCCAN04DCXW
DARK-LUX   LEGS	MGCCAN04DCXF



GRAB AND GO SIGNAGE UNIT

Like the Grab and Go unit above, it has the angled shelf, but also includes a chalkboard to make it very clear to your guests that tasty treats are available.

NATURAL   CASTERS	MGCCAN03NSXW
■ NATURAL   LEGS	MGCCAN03NSXF
DARK-LUX   CASTERS	MGCCAN03DCXW
DARK-LUX   LEGS	MGCCAN03DCXF







**FARM TO TABLE** MGCCAN04DCXW  
**THREE SHELF UNIT** MGCCAN14NSXW  
**GRAB AND GO SIGNAGE UNIT** MGCCAN03NSXW



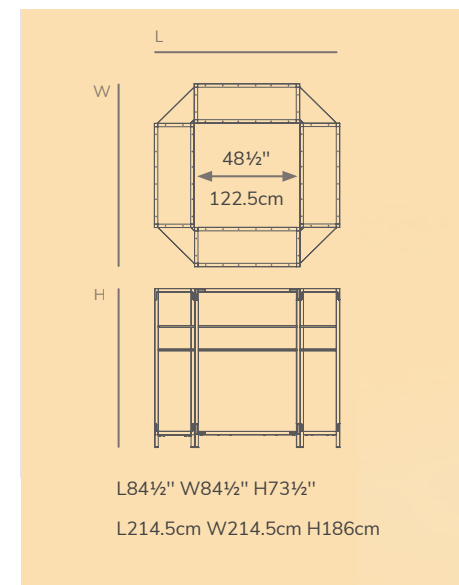




**CENTER STAGE DISPLAY** MGCCAN19NSXW  
(Shown with optional Golden-Brown screens)

## MULTI UNIT CONFIGURATIONS

If your space allows the use of several units, the addition of the unit connectors, straight shelves and corner shelves, is a cost effective way to add additional display space. In addition, it creates straight or angled structures that act as living walls, allowing you to express your artistic talents.



## CENTER STAGE DISPLAY

Whether you're trying to make a statement in the middle of your room or wanting to utilize the space around that awkward pillar, this station will do both. The ability to connect the Canvas shelving units with the corner shelf connectors adds a dimension the traditional buffet furniture lacks and the results can be functional and stunning.

NATURAL | CASTERS.....MGCCAN19NSXW  
NATURAL | LEGS.....MGCCAN19NSXF  
DARK-LUX | CASTERS.....MGCCAN19DCXW  
■ DARK-LUX | LEGS.....MGCCAN19DCXF







BACK BAR UNIT

A luxurious back bar tells a story and lets your guest know that they have arrived at their destination and will be treated accordingly. Whether they seek a revitalizing cocktail or a glass of wine, the look and feel you create will set the tone.

<div></div> ■ NATURAL   CASTERS	.....	MGCCAN05NSXW
NATURAL   LEGS	.....	MGCCAN05NSXF
DARK-LUX   CASTERS	.....	MGCCAN05DCXW
DARK-LUX   LEGS	.....	MGCCAN05DCXF



COFFEE LOUNGE

Double espresso, butter Croissant, and the newspaper of the day! No matter where you wake up, it's a great way to start another busy day. The flexibility of the Canvas Collection can turn your pleasant but hard to utilize space into an attractive area that gives a look and feel of a neighborhood café.

NATURAL   CASTERS	.....	MGCCAN07NSXW
NATURAL   LEGS	.....	MGCCAN07NSXF
DARK-LUX   CASTERS	.....	MGCCAN07DCXW
■ DARK-LUX   LEGS	.....	MGCCAN07DCXF



WINE DISPLAY

At the end of the day, a glass of red wine, cheese, and snacks can turn into a worthy memory. This elegant configuration allows for the serving of wine and related foods in a way that is sure to impress. Each unit comes with casters allowing for easy mobility when moving from one event to another.

NATURAL   CASTERS	.....	MGCCAN06NSXW
NATURAL   LEGS	.....	MGCCAN06NSXF
■ DARK-LUX   CASTERS	.....	MGCCAN06DCXW
DARK-LUX   LEGS	.....	MGCCAN06DCXF



SELF SERVICE

Juice boxes or sweets? What decorations will enhance the experience to create something modern and minimalist, or a warmer and more country style. The self service configuration gives you the tools to express your desired concept no matter what the occasion is.

■ NATURAL   CASTERS	.....	MGCCAN01NSXW
NATURAL   LEGS	.....	MGCCAN01NSXF
DARK-LUX   CASTERS	.....	MGCCAN01DCXW
DARK-LUX   LEGS	.....	MGCCAN01DCXF



IS/CDG	1487	2	240 - 243	CHECK-IN
ENHAGEN	0708	2	161 - 164	CHECK-IN
LN	0708	2	245 - 247	CHECK-IN
AI	7122	2	204 - 205	CHECK-IN
	3581	2	KIOSK	
	0645	1	KIOSK	
EK	0140	1	171 - 178	CHECK-IN



**COFFEE LOUNGE** MGCCAN07DCXW  
(shown with optional Charcoal-Black Screens)







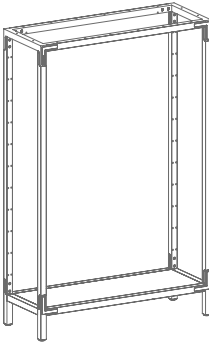


MGCCAN04DCXW

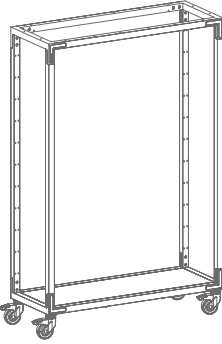
## SYSTEM BREAKDOWN

Starting with a blank rectangular structure (on casters or legs) acting as an empty page that awaits your ideas and needs to be explored. Our Canvas Shelving System was born from the basic idea that your F&B Furniture should adapt to your ever-varying needs during different functions. It allows you to pick and choose basic elements such as shelves with or without borders, hanging bars, signs, organizers, and more.

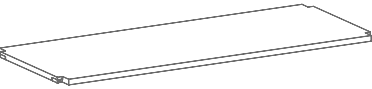


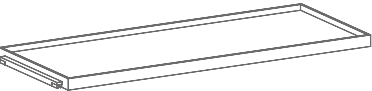


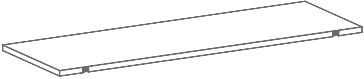




BUILD YOUR OWN UNITS













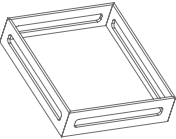


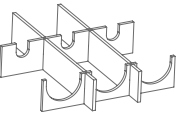


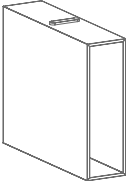


	<b>EMPTY UNIT WITH LEGS</b> L48½" W18" H73½" L122.5cm W46cm H186cm		
		MGCCAN13NSXF	MGCCAN13DCXF

	<b>EMPTY UNIT WITH CASTERS</b> L48½" W18" H73½" L122.5cm W46cm H186cm		
		MGCCAN13NSXW	MGCCAN13DCXW

ADD-ONS SHELVES

	<b>SHELF</b> L46½" W18" H0.8" L118.5cm W46cm H2cm		
		MGSCANBM0201	MGSCANDB0201
	<b>SHELF WITH BORDER</b> L46½" W18" H1½" L118.5cm W46cm H4cm		
		MGSCANBM0701	MGSCANDB0701
	<b>TOP FRAME SHELF</b> L45" W15" H0.8" L114.5cm W38cm H2cm		
		MGSCANBM0601	MGSCANDB0601

ADD-ONS

	<b>HANGER BAR</b> Comes with 5 Hooks L46½" W15" H½" L118cm W38cm H1.6cm		
		MGSCANSS0101	MGSCANSC0101
	<b>TOP FRAME HANGER BAR</b> Comes with 5 Hooks L38" W16½" H½" L96cm W41.5cm H1.5cm		
		MGSCANSS0201	MGSCANSC0201
	<b>ANGLED SHELF</b> Can fit up to 3 crates L46½" W18" H9½" L118cm W46cm H24cm		
		MGSCANSS0301	MGSCANSC0301
	<b>SHELF RETAINING BAR</b> L46½" W18" H0.6" L118cm W46cm H1.6cm		
		MGSCANSS0401	MGSCANSC0401
	<b>CRATE</b> L17½" W14.½" H4" L44cm W37.5cm H10cm		
		MGSCANBM0301	MGSCANDB0301
	<b>BOTTLE HOLDER</b> fits Crate L16½" W14" H3½" L42.5cm W36cm H8.5cm		
		MGSCANBM0401	MGSCANDB0401
	<b>ORGANIZER</b> L18" W4½" H15½" L46cm W12cm H39cm		
		MGSCANBM0501	MGSCANDB0501



ADD-ONS



**UNIT CONNECTORS**  
To connect two units | Set of 2  
L15" W1.5" H0.8"  
L38cm W4cm H2cm



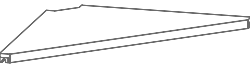
Natural horizontal  
bamboo sandblasted  
stainless steel

MGSCANBM0901



Dark brown stained  
bamboo Sandblasted  
Copper plating

MGSCANDB0901

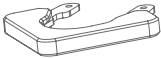


**CORNER SHELF CONNECTOR**  
To connect two units in 90° | Set of 2  
L18" W18" H0.8"  
L46cm W46cm H2cm

MGSCANBM1101

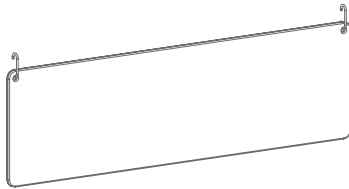
MGSCANDB1101

MISCELLANEOUS ADD-ONS



**BUMPERS**  
set of 4  
L5" W5" H0.6"  
L12cm W12cm H1.6cm

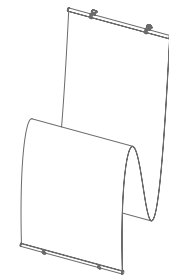
MGSCANSM0801



**SIGN**  
Comes with 2 Hooks  
L37" W11½" H½"  
L94cm W29cm H1cm

MGSCANSM0901

SCREENS



**EASY TO INSTALL SCREENS**  
Set of 5- Available in various colors  
L67" W15"  
L170cm W38cm



Golden-Brown

MGSCANPV0201



Jungle-Green

MGSCANGP0101



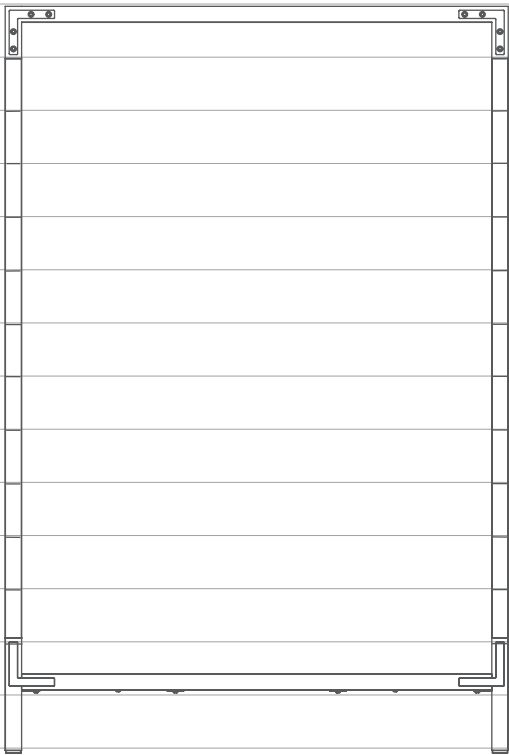
Charcoal-Black

MGSCANPV0101

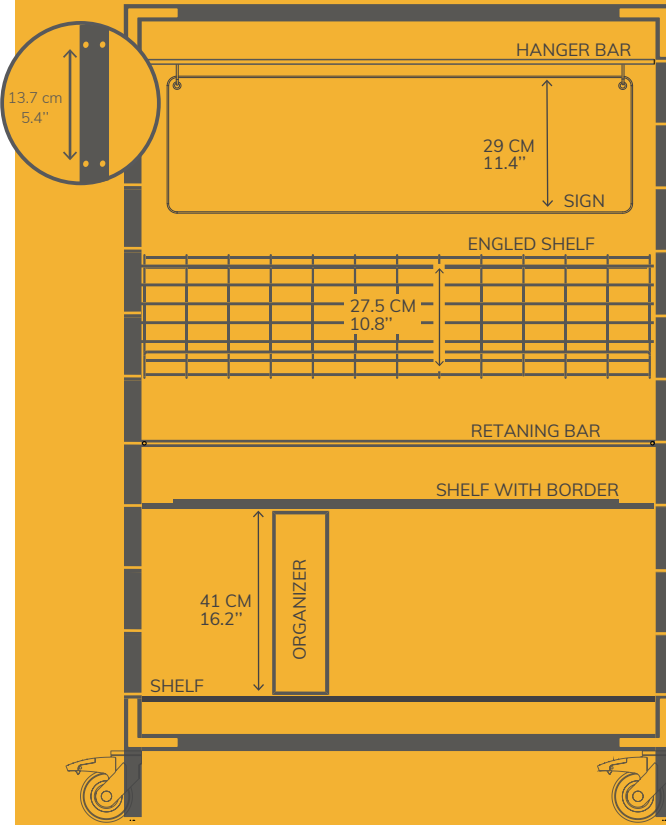
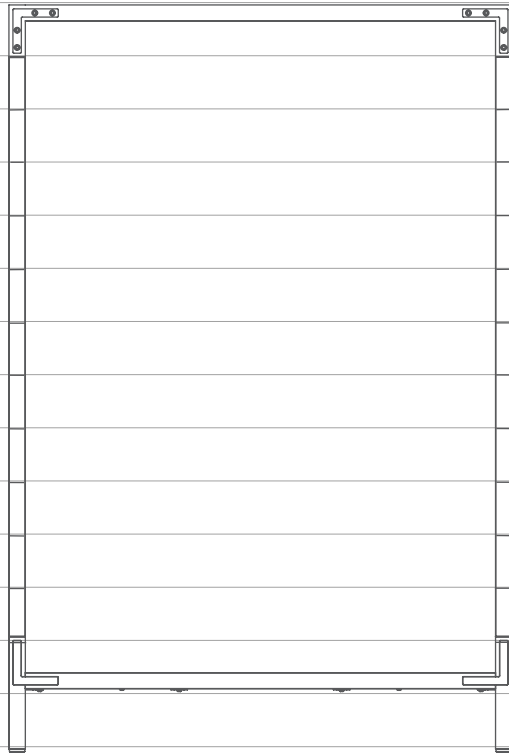




Sketch your own Canvas configuration by choosing from a variety of shelves and add-ons using the 2D drawing to explore options.



- TOP FRAME SHELF
- SHELF
- ANGLED SHELF
- SHELF WITH BORDER
- SHELF RETAINING BAR
- SIGN
- TOP FRAME HANGER BAR
- HANGER BAR
- CRATE
- BOTTLE HOLDER
- BUMPERS
- ORGANIZER







Back to  
Catalog  
Selection



# Groboit

SIDE TABLES







L45cm W33cm H65cm  
L17.7" W13" H25.5"



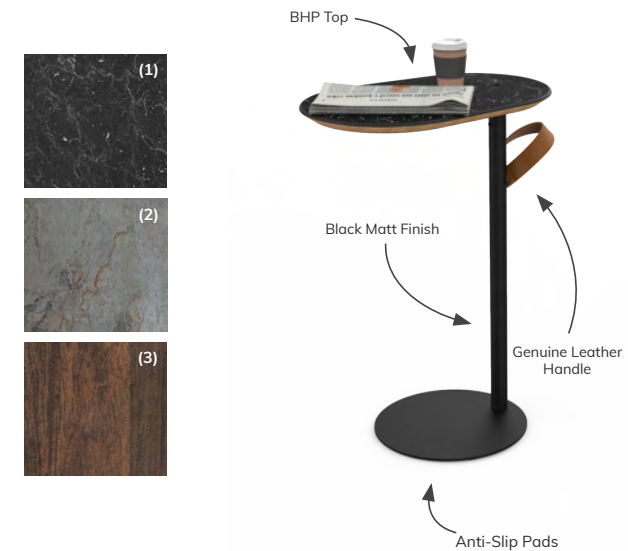
## ABOUT GRABIT COLLECTION

The Grabit collection introduces portable side tables for hospitality. These tables fit the Grab & Go serving style, designed to carry around and suitable for a variety of uses in many settings and scenarios.

■ GRABIT TABLE | BENGALI MANGO WOOD.....MGCGRB01WPXX  
GRABIT TABLE | NERO MARQUINA MARBLE TOP.....MGCGRB01MPXX  
GRABIT TABLE | GREY SLATE TOP.....MGCGRB01GPXX

## FEATURES AND MATERIALS.

The unique design includes a genuine leather handle for effortless carrying, and the thin metal base easily slides under chairs. The beautiful and durable BHP top come in a variety of finishes - (1) Nero Marquina Marble, (2) Grey Slate, (3) Bengali Mango Wood.



## FLAT SHIPPING AND EASY ASSEMBLY







[www.mogogo-buffet.com](http://www.mogogo-buffet.com)  
[info@mogogo-buffet.com](mailto:info@mogogo-buffet.com)



[www.steelite.com](http://www.steelite.com)  
[facebook.com/steeliteinternationalEMEA](https://facebook.com/steeliteinternationalEMEA)  
[twitter.com/SteeliteEMEA](https://twitter.com/SteeliteEMEA)  
[instagram.com/steelite\\_emea](https://instagram.com/steelite_emea)

[www.steelite.com](http://www.steelite.com)

America  
154 Keystone Drive  
New Castle, Pennsylvania 16105  
toll free: 800-367-3493  
Telephone: 724-856-4900  
Fax: 724-856-7925  
Email: [usa@steelite.com](mailto:usa@steelite.com)

Canada  
Unit 2, 26 Riviera Drive Markham,  
Ontario L3R 5M1  
Toll Free: 800-465-4284  
Telephone: 905-752-1074  
Fax: 905-752-1120  
Email: [canada@steelite.com](mailto:canada@steelite.com)

United Kingdom & Republic of Ireland Steelite  
International Ltd Orme Street  
Stoke-on-Trent ST6 3RB  
England  
Telephone: +44 (0)1782 821 000  
Fax: +44 (0)1782 819 926  
Email: [headoffice@steelite.com](mailto:headoffice@steelite.com)

Showrooms available by appointment:  
Atlanta • Chicago • Cincinnati • Las Vegas  
London, UK • Los Angeles • New York  
Stoke-on-Trent • Toronto,

