


Modular


SYSTEM

LEG COVERS

ASSEMBLY INSTRUCTIONS



FITS 4" CASTERS AND 5.7" / 12" LEG SEGMENTS



PARTS

x1



4" | 10cm LEG COVERS

OR



5.7" | 14.5cm LEG COVERS

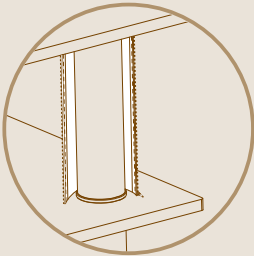
OR



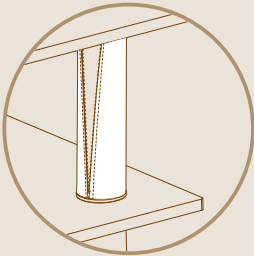
12" | 30cm LEG COVERS

ASSEMBLY

- 1 Place zipper on the bottom
Wrap cover around leg segment.



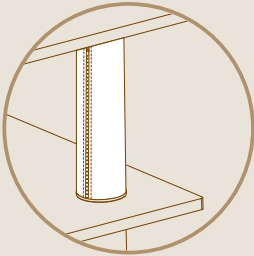
- 2 Close zipper.



- 3 Zip up and turn cover to the desired placement.*

* AGAINST WALL - PLACE ZIPPERS FACING THE WALL.

CENTER OF THE ROOM - PLACE ZIPPERS FACING INWARDS TOWARD THE PRODUCT.



Clean with a damp cloth

YOUR ALL DONE, WAY TO GO!